

[Home](#)
[Back to Tophat page](#)



Bonding line AA

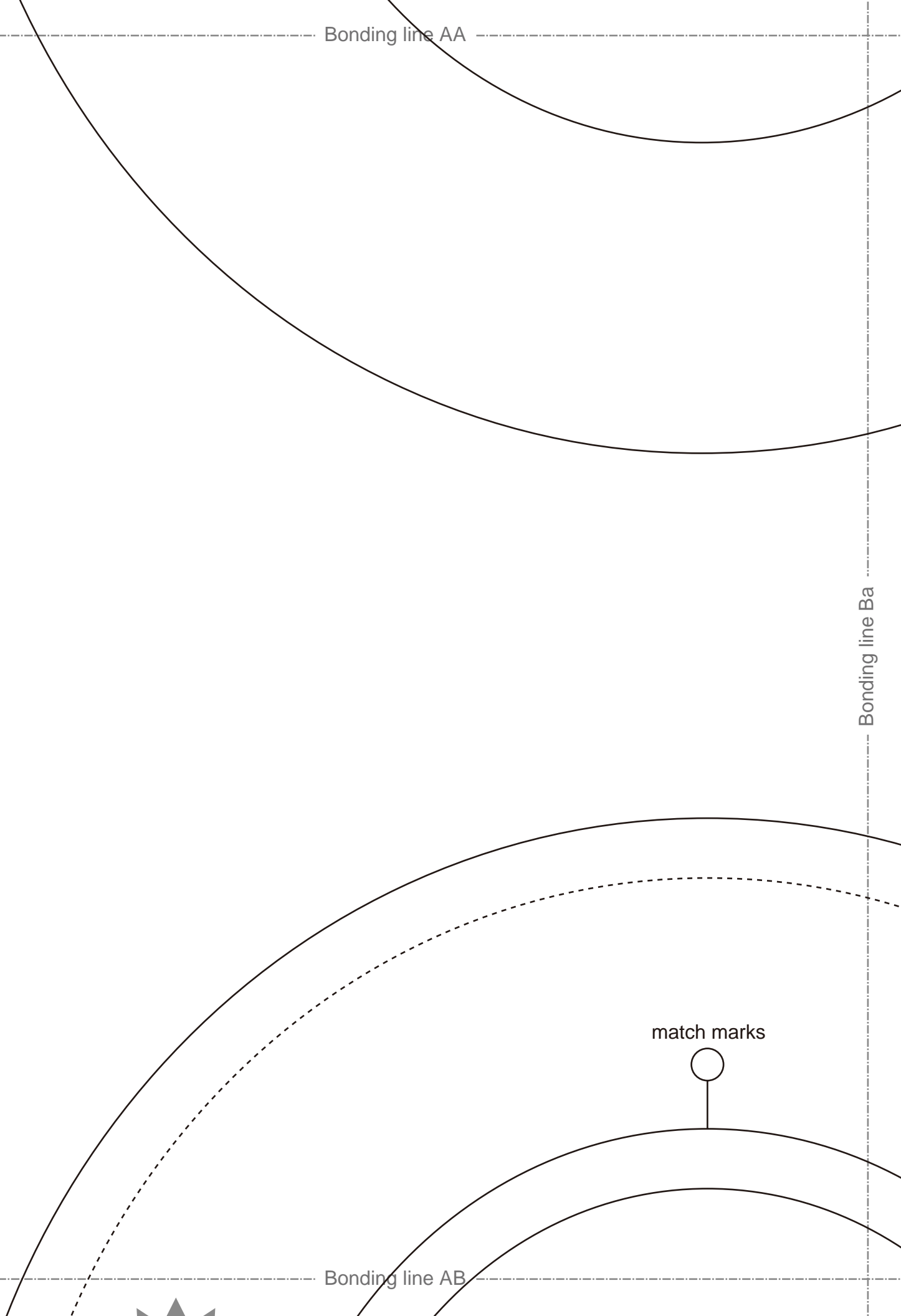
Bonding line Aa

Bonding line AA

Bonding line Ba

match marks

Bonding line AB



Bonding line AB

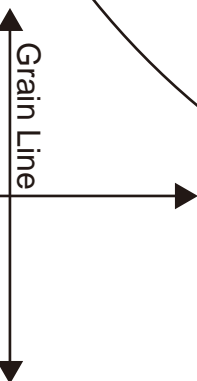


Seam allowance 1/2in.

**Tophat
Brim
two sheets**


Bais

Bonding line Ca



Bonding line AC

Bonding line Aa




**Tophat
Brim**

interfacing (heavy weight)

two sheets

Bonding line BA

Bonding line Ab



Bonding line BB

Bonding line Ca

Bonding line Cb

Bonding line BC



DRCOS
SITE <http://dr-cos.com>
MAIL info@dr-cos.com
Twitter [@drcos_com](https://twitter.com/@drcos_com)
facebook <https://www.facebook.com/drcoscom>

Bonding line Ab

Bonding line Ac

Bonding line CA

Bonding line CA

Bonding line Bb

Bonding line Bc



Tophat
Side
one sheets

Bonding line CB

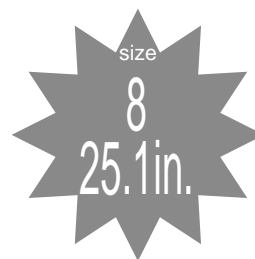
Bonding line CB

Bonding line Cb

Bonding line Cc

DRCOS

SITE <http://dr-cos.com>
MAIL info@dr-cos.com
Twitter https://twitter.com/@drcos_com
facebook <https://www.facebook.com/drcoscom>



Top
Top
interfacing (head
two sh

Bonding line CC



**Tophat
Side**
interfacing(heavy weight)
one sheets

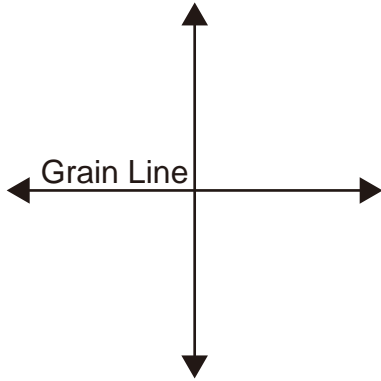
Bonding line Ac

Bonding line Ad

Bonding line DA

Bonding line DA

match marks



match marks

Bonding line DB

How to make

Sorry if I haven't explained this in English. You

1. iron on the inside
2. "side" is sewn
3. "top" and "side"
4. "brim" is sewn
- The surface and
5. two "brims" are
6. In a "brim", bi
7. "side" "brim"

Bonding line Bc

Bonding line Bc

Bonding line DB

OS
os.com
com/droscom

Bonding line Cc

Tophat
Top
ing (heavy weight)
o sheets

match marks

Bonding line Cd

Bonding line DC

DRCOS

SITE <http://dr-cos.com>
MAIL info@dr-cos.com
Twitter https://twitter.com/@drcos_com
facebook <https://www.facebook.com/drcoscom>

Bonding line Ad

Bonding line EA



make

I haven't made myself understood (well)
sh. You know I'm poor at English.

in the interfacing (heavy weight) to "top" "side" "brim"
is sew up and loop
and "side" sew pieces
' is sew up and loop
face and the back are same.
brims" are sewn up by a dotted line.
brim", bias (A wire is put in.)
"brim" is sewn up.

Bonding line EB

Seam allowance 1/2in.

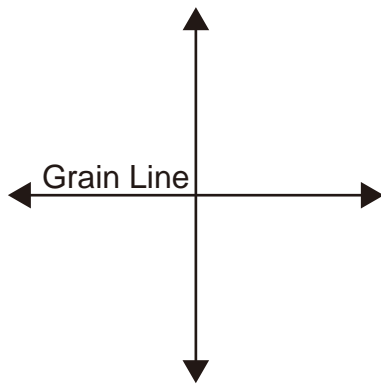
DRCOS

SITE <http://dr-cos.com>
MAIL info@dr-cos.com
Twitter https://twitter.com/@drcos_com
facebook <https://www.facebook.com/drcoscom>



Tophat
Top
one sheets

match marks



Seam allowance 1/2in.

Bonding line EC

Bonding line Cd