



DRCOS
SITE [http://dr-cos.info\(en\)](http://dr-cos.info(en)) [http://dr-cos.com\(jp\)](http://dr-cos.com(jp))
MAIL info@dr-cos.com
Twitter [@droos_com](https://twitter.com/@droos_com)
facebook <https://www.facebook.com/drcoscom>

Bonding line Aa

gathered frills 1st level

Bonding line AA

Bonding line AA

Grain Line



gathered frills 2nd level

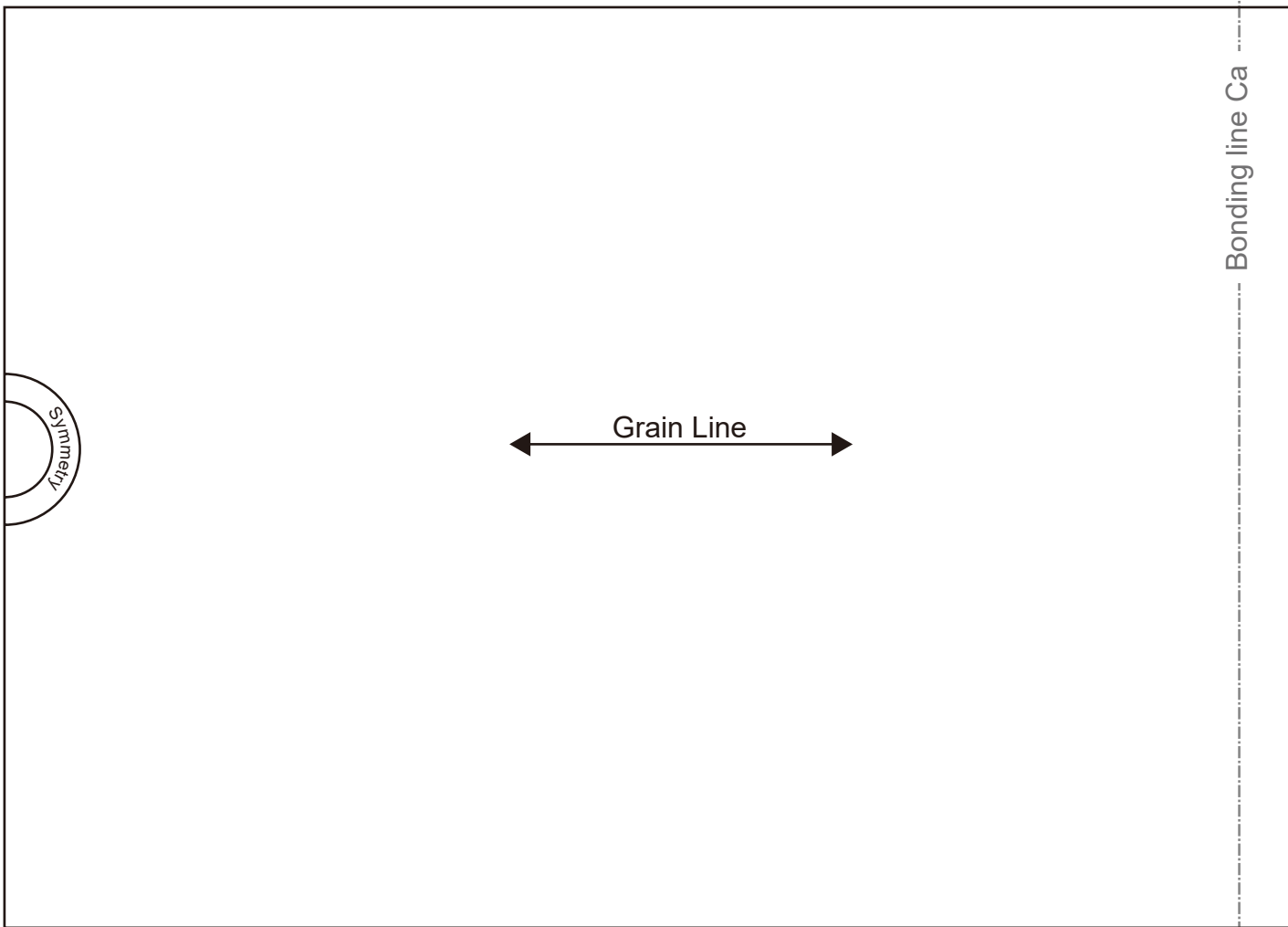
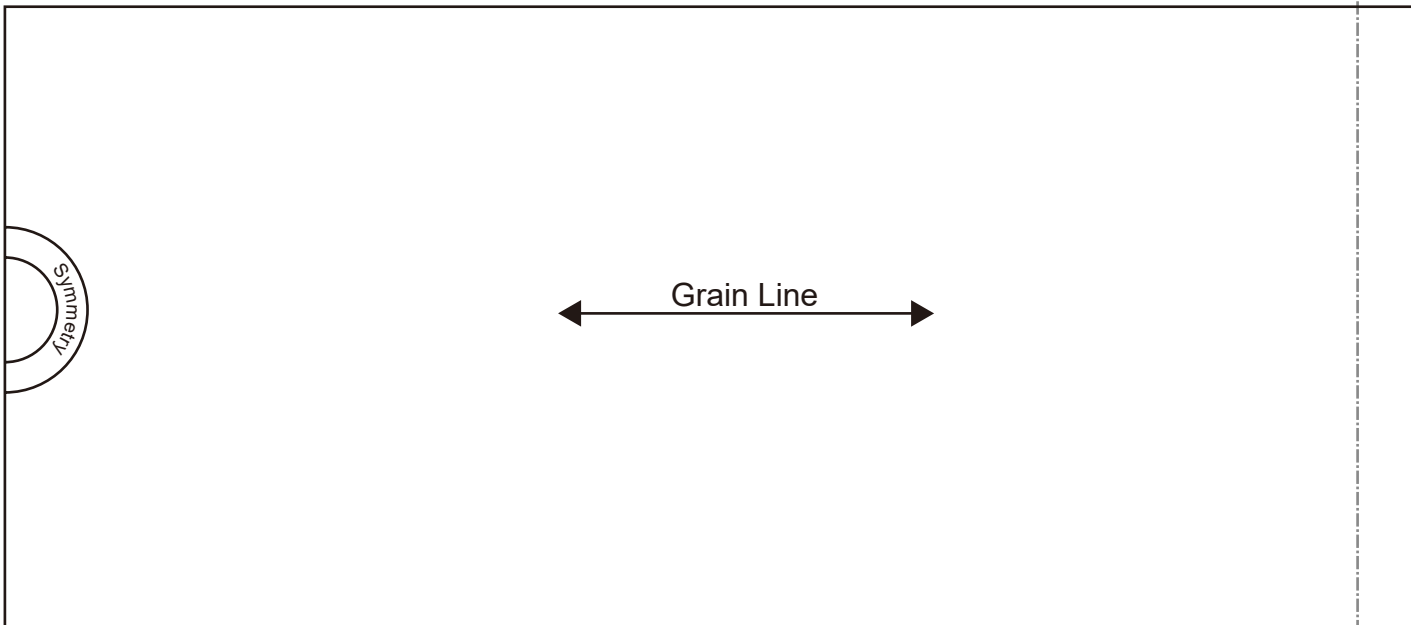
gathered frills 3rd level

gathered frills 4th level

Bonding line Ba

Bonding line AB

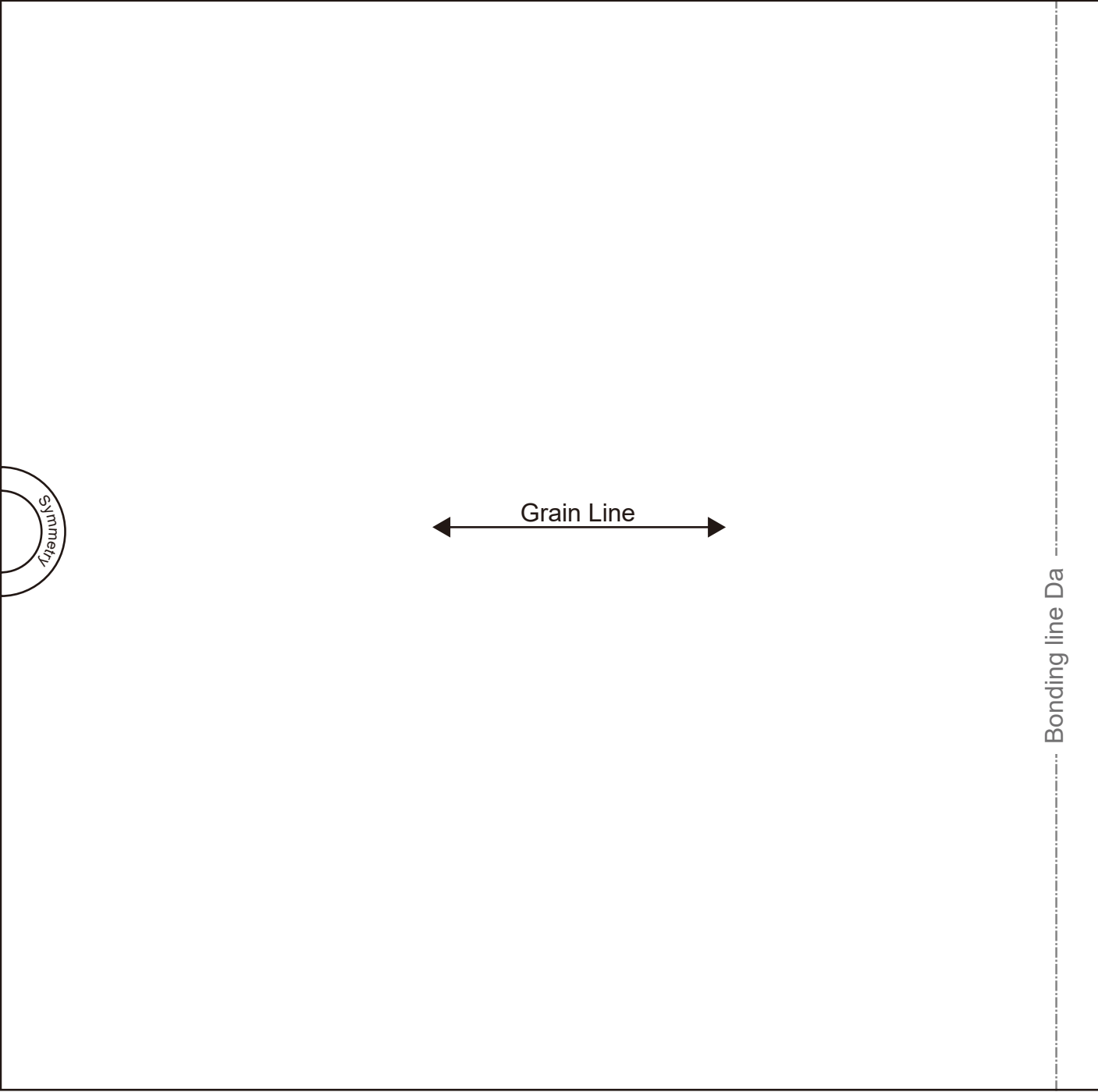
Bonding line AB



Bonding line Ca

Bonding line AC

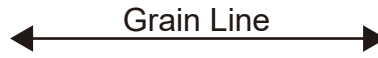
Bonding line AC



Bonding line Da

Bonding line AD

Bonding line AD



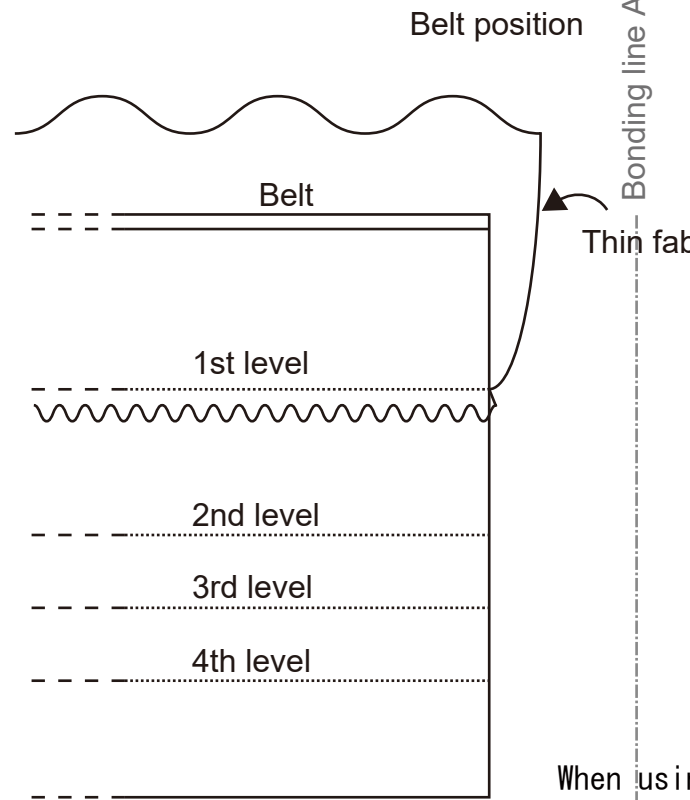
Bonding line Ea

Bonding line AE

LADIES' size F

Bonding line Aa

Bonding line Ab

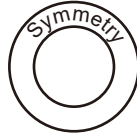


Bonding line BA

Short Denier 15 Zip

Bonding line BA

Short Pannier 15.7in Base Body one sheets



Bonding line Ba

Bonding line Bb

Bonding line BB

LADIES'  size F

Bonding line Ca

Bonding line Cb

LADIES'  size F

Bonding line BC

Bonding line Da

LADIES'  F

Bonding line Db

Bonding line BD

Bonding line BD

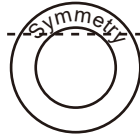
LADIES'  size F

Bonding line Ea

Bonding line Eb

Bonding line BE

Short Pannier 15.7in Belt



one sheets

Bonding line Ab

Bonding line Ac

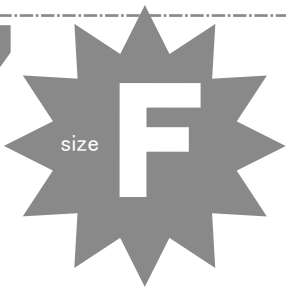
Thin fabrics face the opposite way

When using 15-30 denier tulle or thin broads, sew the gathered ruffles in the opposite direction to create

Bonding line CA




Bonding line CA

LADIES'  size


Bonding line Bb

Bonding line Bc

Bonding line CB



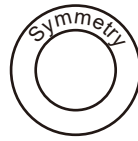
Short Pannier 15.7in
gathered frills 4th level
two sheets



Short Pannier 15.7in
gathered frills 3rd level
two sheets

Bonding line CC

Bonding line Db



**Short Pannier 15.7in
gathered frills 2nd level
two sheets**

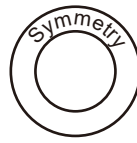
Bonding line Dc

Bonding line CD

Bonding line CD

Bonding line Eb

Bonding line Ec



Short Pannier 15.7
gathered frills 1st le
two sheets

Bonding line CE

DRCOS

SITE [http://dr-cos.info\(en\)](http://dr-cos.info(en)) [http://dr-cos.com\(jp\)](http://dr-cos.com(jp))

MAIL info@dr-cos.com

Twitter https://twitter.com/@drcos_com

facebook <https://www.facebook.com/drcoscom>

Seam allowance 1/2in.

Bonding line Ad

Bonding line Ad

to create volume

Bonding line DA

Bonding line DA

Bonding line Bc

Seam allowance 1/2in.

Bonding line DB

Bonding line Bd

DRCOS

SITE [http://dr-cos.info\(en\)](http://dr-cos.info(en)) [http://dr-cos.com\(jp\)](http://dr-cos.com(jp))
MAIL info@dr-cos.com
Twitter https://twitter.com/drcos_com
facebook <https://www.facebook.com/drcoscom>

Seam allowance 1/2in.

Bonding line Cc

DRCOS

SITE [http://dr-cos.info\(en\)](http://dr-cos.info(en)) [http://dr-cos.com\(jp\)](http://dr-cos.com(jp))
MAIL info@dr-cos.com
Twitter https://twitter.com/drcos_com
facebook <https://www.facebook.com/drcoscom>

Seam allowance 1/2in.

Bonding line Cd

Bonding line DC

Bonding line Dc



Seam allowance 1/2in.

Bonding line Dd

Bonding line DD



Bonding line DD

15.7in
st level
S

Bonding line Ec

Seam allowance 1/2in.

Bonding line Ed

Bonding line DE