



Bonding line Aa



Grain Line



**DRCOS**  
SITE [http://dr-cos.info\(en\)](http://dr-cos.info(en)) [http://dr-cos.com\(jp\)](http://dr-cos.com(jp))  
MAIL [info@dr-cos.com](mailto:info@dr-cos.com)  
Twitter [https://twitter.com/@drcos\\_com](https://twitter.com/@drcos_com)  
facebook <https://www.facebook.com/drcoscom>

Bonding line AA

Bonding line AA

gathered frills 1st level



gathered frills 2nd level


gathered frills 3rd level

gathered frills 4th level

Bonding line Ba

Bonding line AB

Bonding line AB




Bonding line Ca

Bonding line AC



Bonding line AC



Bonding line Da

Bonding line AD

**MEN**

← Grain Line →

Bonding line Aa

Bonding line Ab


**MEN'S** size **F**

line →

Bonding line BA

Bonding line BA

Grain Line



Bonding line Ba

Bonding line Bb

Bonding line BB

Bonding line BB

Grain Line

**MEN**

Bonding line Ca

Grain Line

**MEN**

Bonding line Cb

Bonding line BC

Bonding line BC

Bonding line Da


Grain Line

Bonding line Bc

**MEN**

Bonding line BD

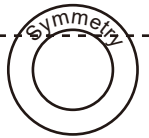


EN'S  size **F**

Bonding line Ab

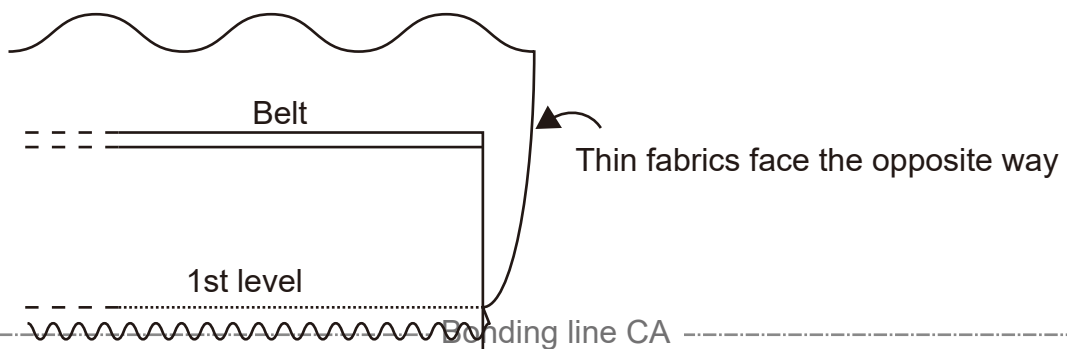
Bonding line Ac

Short P



one

Belt position



1st level

Bonding line CA

2nd level

3rd level

4th level

When using 15-30 denier tulle or thin broads, sew t


**MEN'S**  **F**  
size

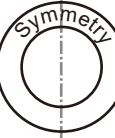
Bonding line Bb

Bonding line Bc


Bonding line CB

Bonding line CB

EN'S  size F




Bonding line Cb

EN'S  size F


Bonding line Cc

Bonding line CC

EN'S  size F

Bonding line Cc

Bonding line Dc



Short Pannier 11.8in  
gathered frills 3rd level  
two sheets

Bonding line Ac

Bonding line Ad


Short Pannier 11.8in  
Belt  
one sheets

Bonding line DA

Bonding line DA

, sew the gathered ruffles in the opposite direction to create volume

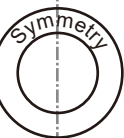
Short Pannier 11.8in  
Base Body  
one sheets




Bonding line Bc

Bonding line Bd

Bonding line DB



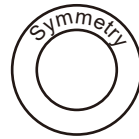
Short Pannier 11.8in  
gathered frills 4th level  
two sheets



Short Pannier 11.8in  
gathered frills 2nd level  
two sheets

Bonding line DC

Bonding line Dc



Short Pannier 11.8  
gathered frills 1st le  
two sheets

Bonding line Dc

Bonding line DD



# DRCOS

SITE [http://dr-cos.info\(en\)](http://dr-cos.info(en)) [http://dr-cos.com\(jp\)](http://dr-cos.com(jp))  
MAIL [info@dr-cos.com](mailto:info@dr-cos.com)  
Twitter [https://twitter.com/@drcos\\_com](https://twitter.com/@drcos_com)  
facebook <https://www.facebook.com/drcoscom>

Seam allowance 1/2in.

Bonding line Ad

# DRCOS

SITE [http://dr-cos.info\(en\)](http://dr-cos.info(en)) [http://dr-cos.com\(jp\)](http://dr-cos.com(jp))  
MAIL [info@dr-cos.com](mailto:info@dr-cos.com)  
Twitter [https://twitter.com/@drcos\\_com](https://twitter.com/@drcos_com)  
facebook <https://www.facebook.com/drcoscom>

Seam allowance 1/2in.

Bonding line Ae

Bonding line EA

Bonding line EA

Bonding line Bd

Seam allowance 1/2in.

Bonding line Be

Bonding line EB

Bonding line EB



Seam allowance 1/2in.

Bonding line Cd



Seam allowance 1/2in.

Bonding line Ce

Bonding line EC



11.8in  
seam level

Seam allowance 1/2in.