



Grain Line



Grain Line

Bonding line Aa



DRCOS
SITE [http://dr-cos.info\(en\)](http://dr-cos.info(en)) [http://dr-cos.com\(jp\)](http://dr-cos.com(jp))
MAIL info@dr-cos.com
Twitter [@drcos_com](https://twitter.com/@drcos_com)
facebook <https://www.facebook.com/drcoscom>

Bonding line AA

Bonding line AA

gathered frills 1st level

Grain Line



gathered frills 2nd level

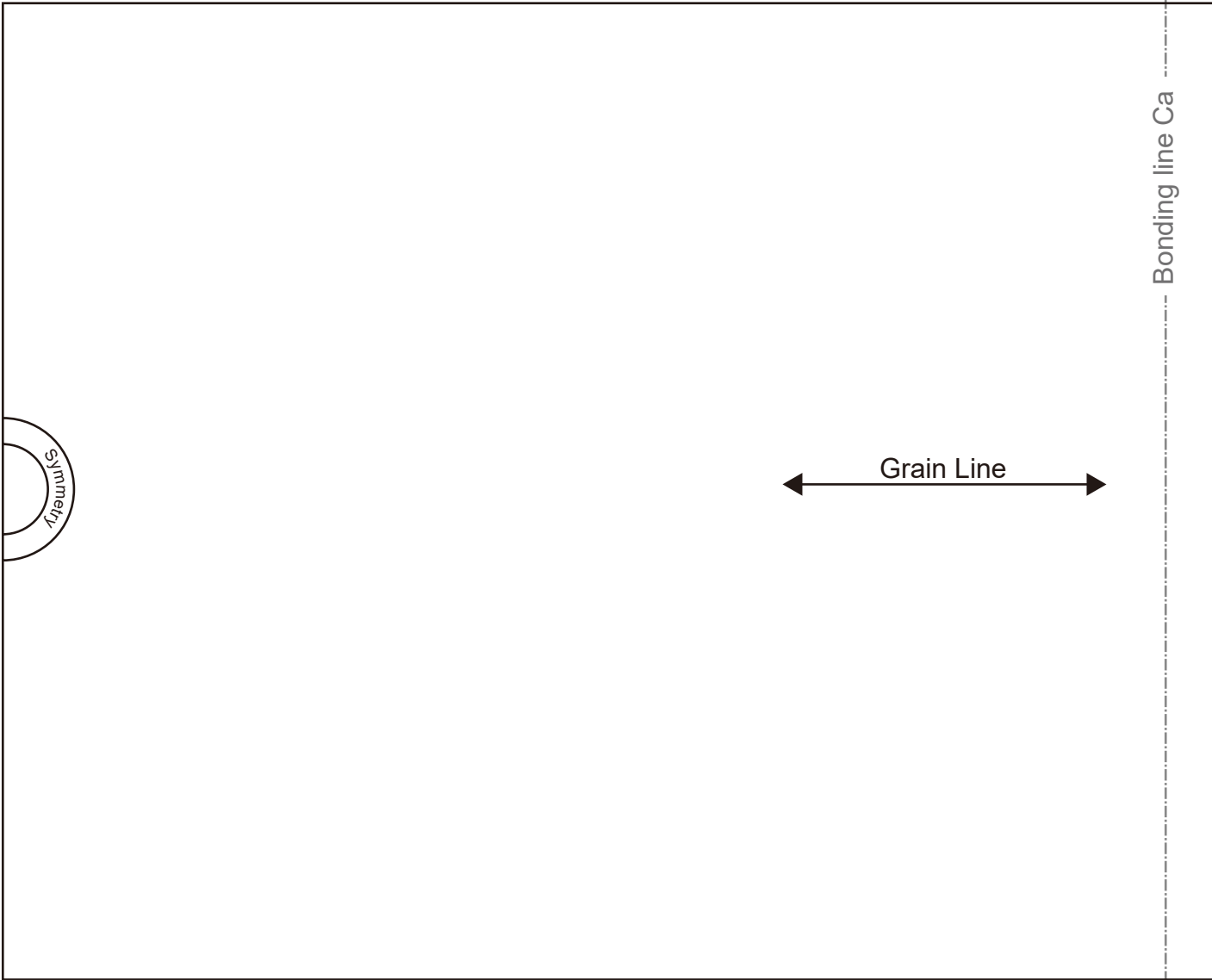
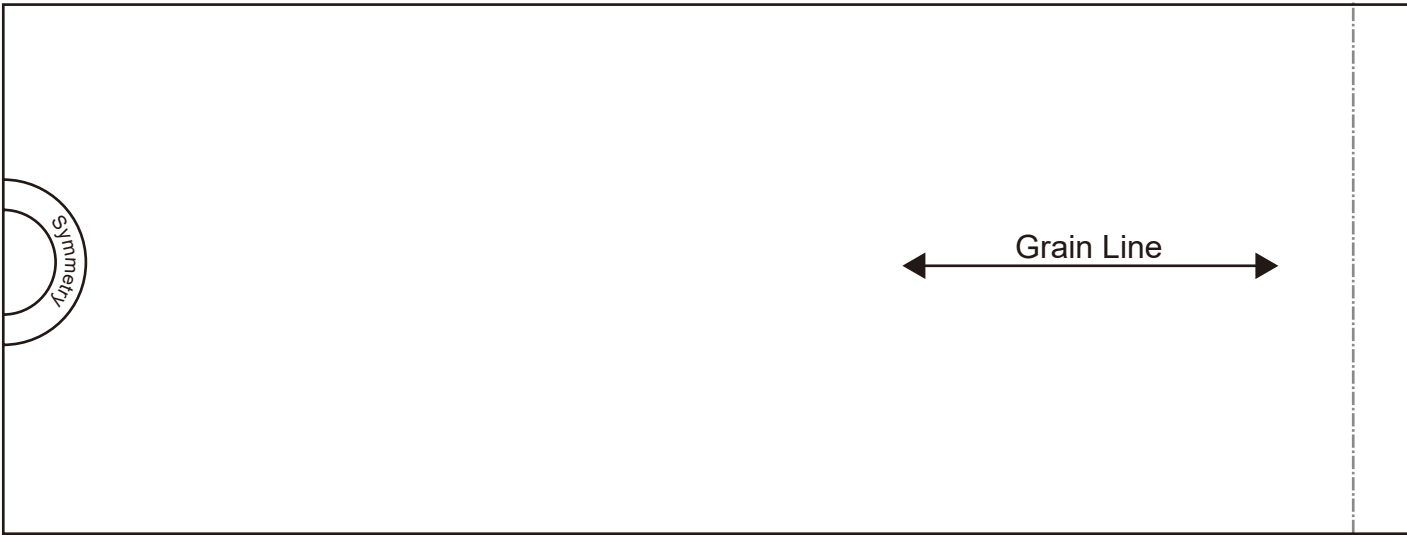
Bonding line Ba

gathered frills 3rd level

gathered frills 4th level

Bonding line AB

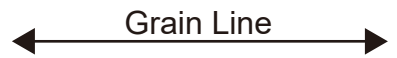
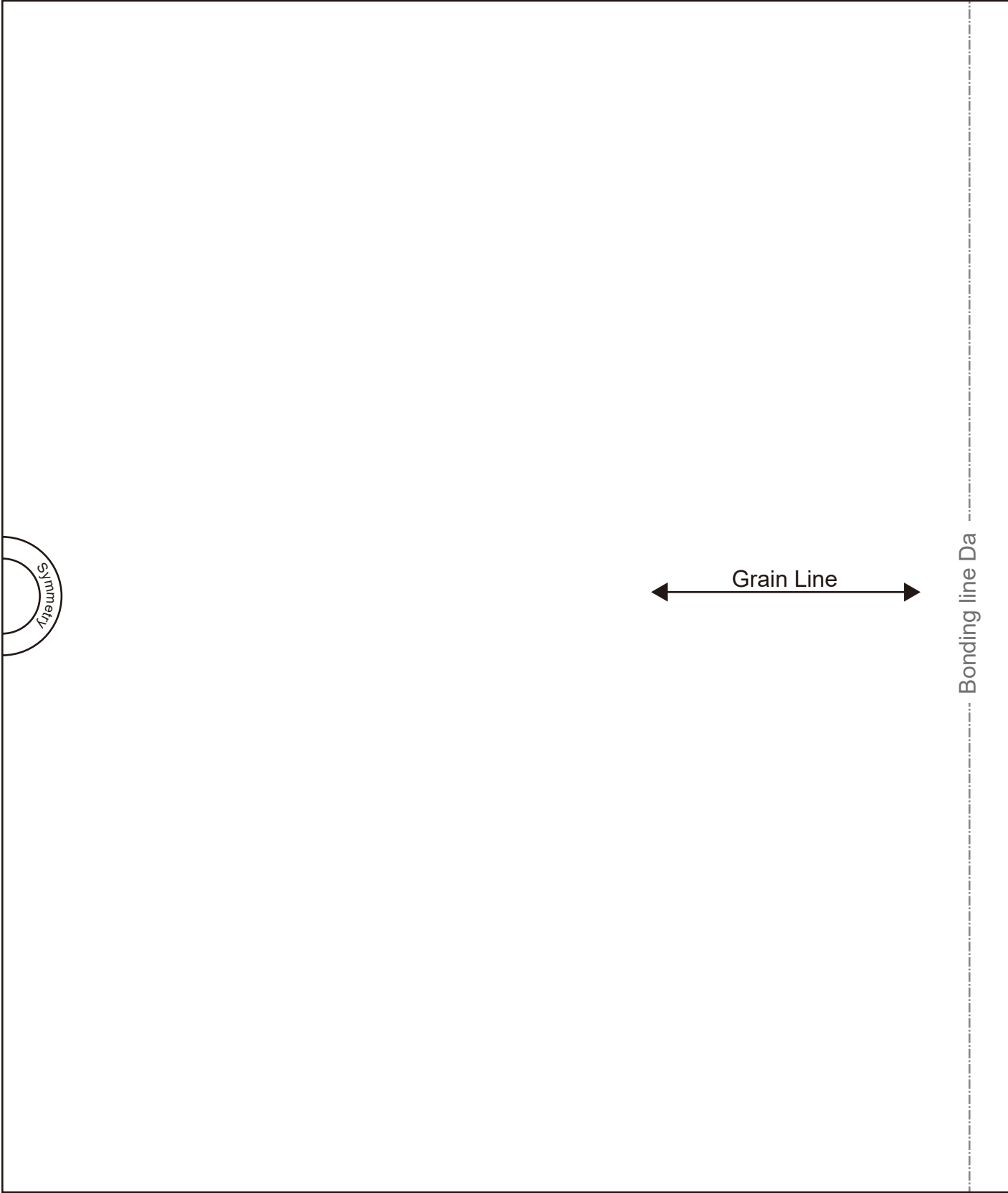
Bonding line AB



Bonding line Ca

Bonding line AC

Bonding line AC



Bonding line Da

Bonding line AD

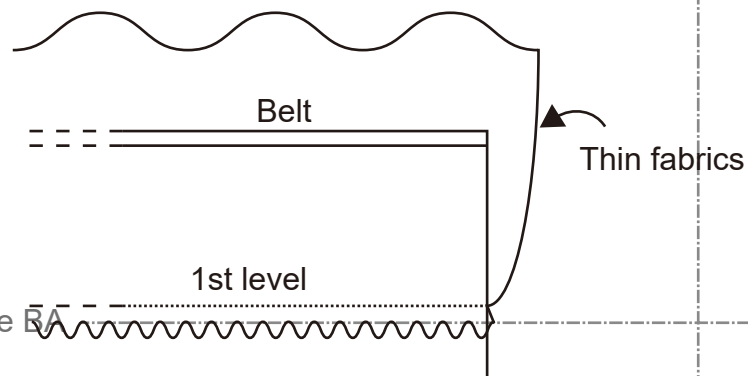
LADIES'  size F

Bonding line Aa

Bonding line Ab

LADIES'  size F

Belt position



Bonding line BA

1st level

2nd level

3rd level

4th level

When using 15

in Line

LADIES'  size F

Bonding line Ba

Bonding line Bb

Bonding line BB

Bonding line BB

LADIES'  size F

Bonding line Ca

Bonding line Cb

LADIES'  size F

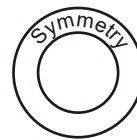
Bonding line BC

Bonding line BC

Bonding line Da

LADIES'  size F

Bonding line BD

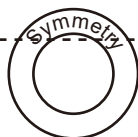


Short Pannier
gathered frills
two sheets

Bonding line Ab

Bonding line Ac

Short Pannier 11.8in
Belt



one sheets

fabrics face the opposite way

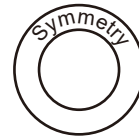
Bonding line CA

Bonding line CA

using 15-30 denier tulle or thin broads, sew the gathered ruffles in the opposite direction to create v



Short Pannier 11.8in
Base Body
one sheets

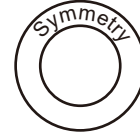


Bonding line Bb

Bonding line Bc

Bonding line CB

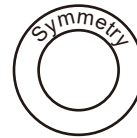
Bonding line CB



Short Pannier
gathered frills
two sheets

Bonding line Cb

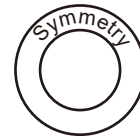
Bonding line Cc



Short Pannier
gathered frills 2
two sheets

Bonding line CC

Bonding line CC



Short Pann
gathered fills
two she

Bonding line CD

Bonding line CD

banner 11.8in
frills 3rd level
sheets



Seam allowance 1/2in.

Bonding line Ac



Seam allowance 1/2in.

Bonding line Ad

Bonding line DA

Bonding line DA

create volume

.8in

Bonding line Bc

Seam allowance 1/2in.

Bonding line Bd

Bonding line DB

anner 11.8in
frills 4th level
o sheets



Seam allowance 1/2in.

Bonding line Cc

nier 11.8in
ls 2nd level
heets



Seam allowance 1/2in.

Bonding line Cd

DRCOS

SITE [http://dr-cos.info\(en\)](http://dr-cos.info(en)) [http://dr-cos.com\(jp\)](http://dr-cos.com(jp))
MAIL info@dr-cos.com
Twitter https://twitter.com/drcos_com
facebook <https://www.facebook.com/drcoscom>

anner 11.8in
fills 1st level
o sheets

Seam allowance 1/2in.