

Grain Line

MEN'S

Facing Line

DRCOS

SITE <https://dr-cos.info/en> <https://dr-cos.com>  
MAIL [info@dr-cos.com](mailto:info@dr-cos.com)  
Twitter <https://twitter.com/drcosroom>  
pinterest <https://www.pinterest.jp/drcosinfo>

Bonding line AA

Bonding line AA

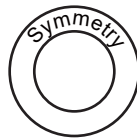
What is "Grainline" cut on fold?"

Please refer to this page

<https://www.dr-cos.info/kt-grainline.html>




MEN'S size M



Shawl collar blouse2  
Back Body  
one sheets

Bonding line AB




Bonding line Ca

Bonding line AC



Seam allowance 1cm



Shawl collar blouse2  
Facing two sheets  
Fusible interlining two sheets

OS  
[https://dj-cos.com\(jp\)](https://dj-cos.com(jp))  
@drcos.com  
rest.jp/drcosinfo

Front

Bonding (lock sewing machine).



Bonding line Ab

Bonding line Ba

Bonding

Bonding line BB

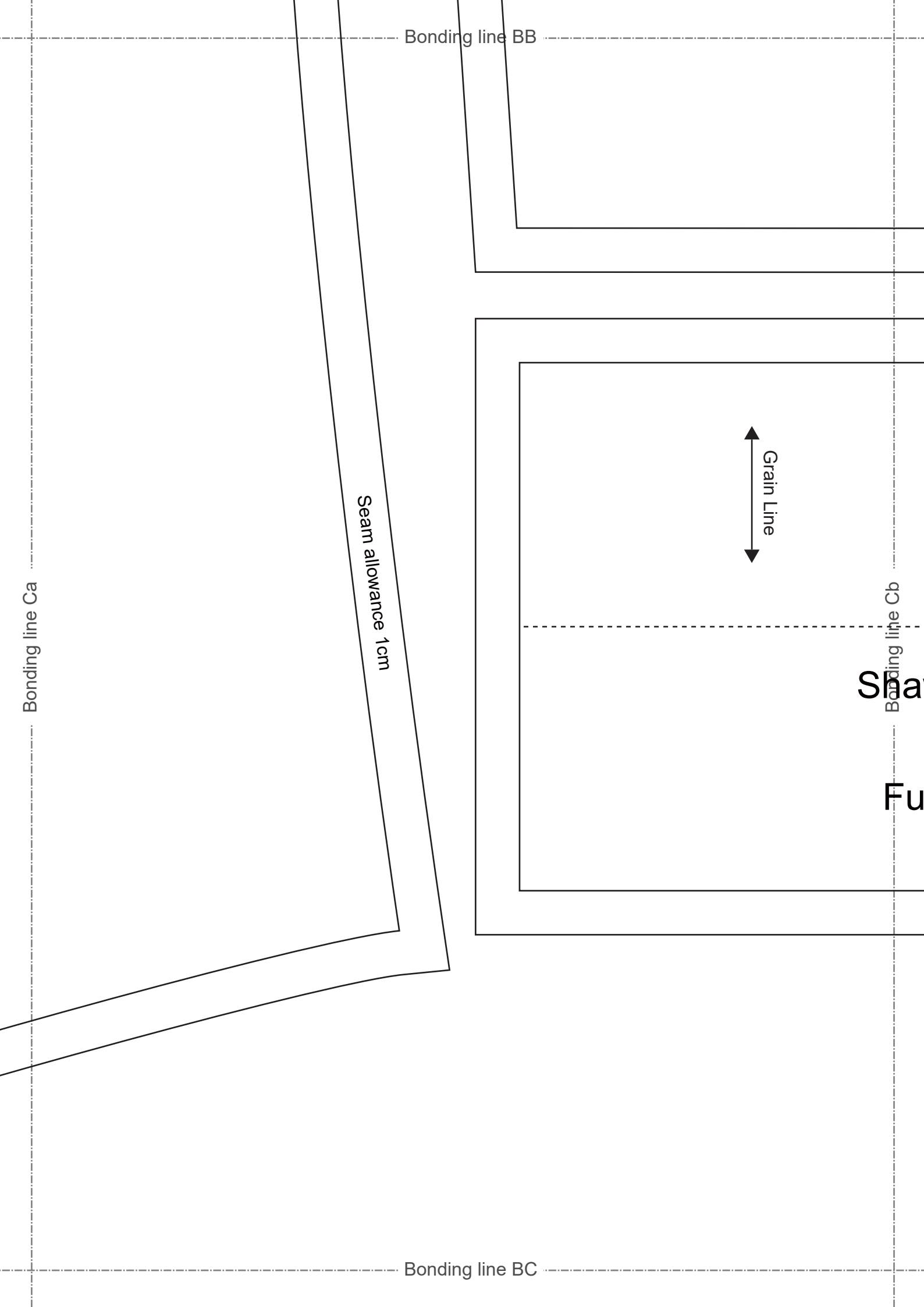
How to Serge/overlock (sewing machine & overlock)

Please refer to this page  
<https://www.dr-cos.info/kt-serge.html>



Bonding line Bb

P  
re  
c  
a  
h



Bonding line Ca

Bonding line BB

Seam allowance 1cm

Grain Line

Bonding line Cb

Sha

Fu

Bonding line BC

**DRCOS**

SITE [https://dr-cos.info\(en\)](https://dr-cos.info(en)) [https://dr-cos.com\(jp\)](https://dr-cos.com(jp))  
MAIL [info@dr-cos.com](mailto:info@dr-cos.com)  
Twitter [https://twitter.com/drcos\\_com](https://twitter.com/drcos_com)  
pinterest <https://www.pinterest.jp/drcosinfo>

Bonding line Ab

Bonding line Ac

**MEN'S** size **M**

Bonding line CA

Shawl collar blouse2

# Shawl collar blouse2

## Sleeve

### two sheets

Please check here for the  
required fabric length images,  
cutting reference images,  
and the step-by-step sewing instructions.  
<https://dr-cos.info/fp-shawlcollarblouse2.html>



Bonding line CB

Seam allowance 1cm

**MEN'S**  **M**  
size

**DRCCO**

SITE <https://dr-cos.info/en> http  
MAIL [info@dr-cos.com](mailto:info@dr-cos.com)  
Twitter <https://twitter.com/@drco>  
pinterest <https://www.pinterest.jp>

Bonding line Cb

**Shawl collar blouse** 2  
**Cuffs**  
two sheets  
**Fusible interlining**  
two sheets

Bonding line Cc



How to sew sleeves and sleeves  
Please refer to this page  
<https://www.dr-cos.info/kt-cu>

Seam allowance 1cm

Bonding line CC

Seam allowance 1cm

Shawl collar blouse2  
Collar  
one sheets  
Fusible interlining  
one sheets

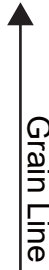


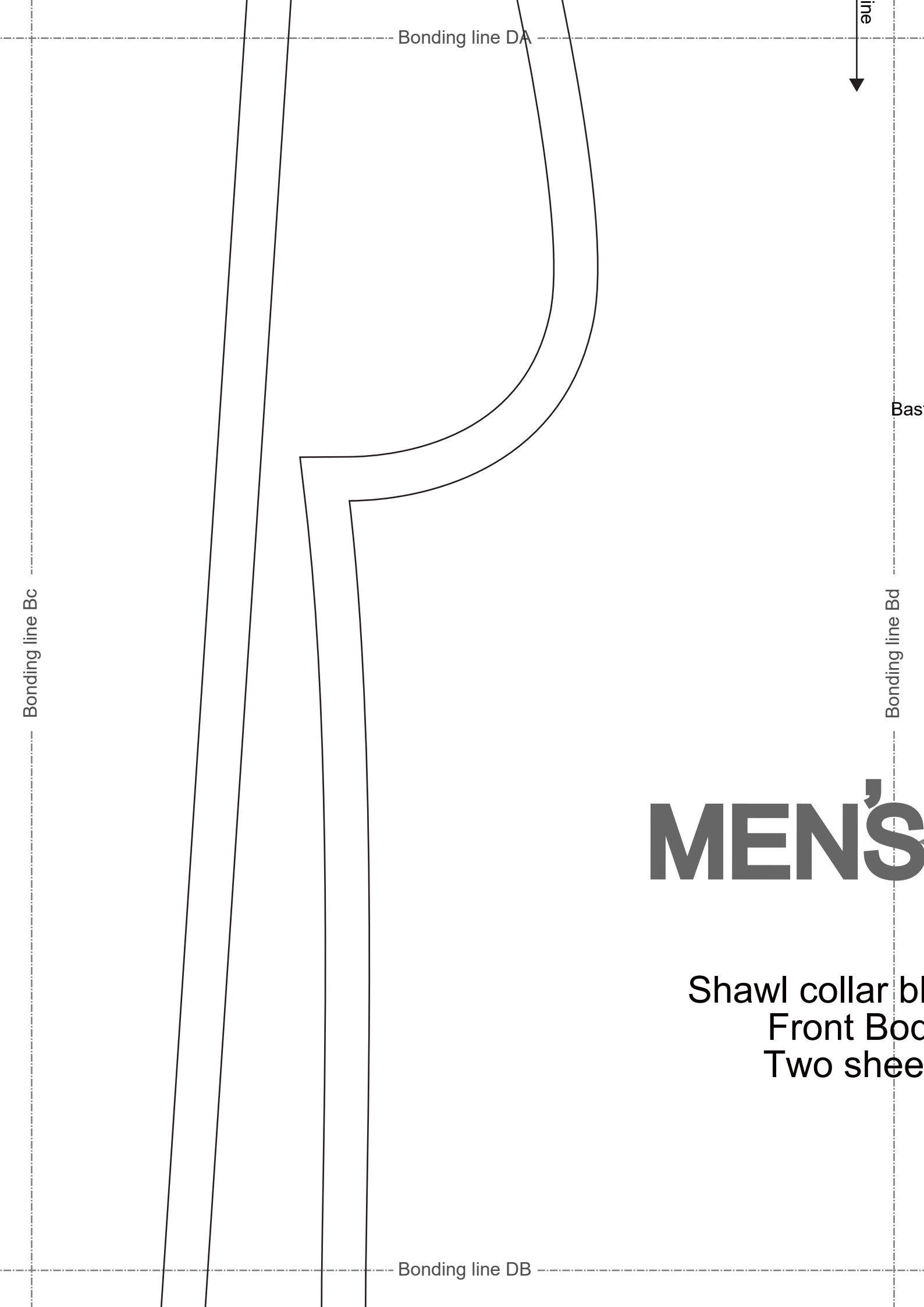
Bonding line Ac

Bonding line Ad

Back

Bonding line DA





Bonding line DA

line

Bas

Bonding line Bc

Bonding line Bd

# MEN'S

Shawl collar blouse  
Front Bodice  
Two sleeves

Bonding line DB

Bonding line DB

DR COS

dr-cos.info(en) <https://dr-cos.com/jp>  
dr-cos.com  
twitter.com/@drcos\_com  
www.pinterest.jp/drcosinfo

Bonding line Cc



collar and sleeve cuffs.  
page  
[info/kt-cuffs.html](https://www.dr-cos.com/info/kt-cuffs.html)

Seam allowance 1cm



How to make collar.  
Please refer to this page  
<https://www.dr-cos.info>



How to sew on buttons.  
Please refer to this page  
<https://www.dr-cos.info>



How to make buttonholes.  
Please refer to this page  
<https://www.dr-cos.info>



How to sew Facing and  
Please refer to this page  
<https://www.dr-cos.info>

Bonding line Cd

Bonding line DC

MEN

Cut

**DRCOS**

[SITE: https://drcos.it/en](https://drcos.it/en) <https://drcos.com>  
[MAIL: info@drcos.com](mailto:info@drcos.com)  
[Pinterest: https://www.pinterest.it/drcosino](https://www.pinterest.it/drcosino)  
[Twitter: https://twitter.com/drcos.com](https://twitter.com/drcos.com)

Bonding line Ad

Bonding line Ae

Facing Line

**MEN'S** **M**


size

Collar position



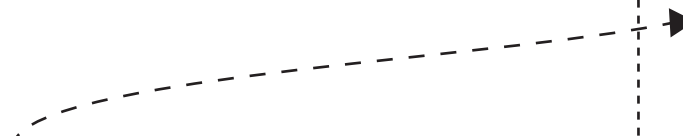
Bonding line EA

Grain Line



ar blouse2  
Body  
heets

Baste



Bonding line EA

Bonding line Bd



Button position

Bonding line EB



Seam allowance 1cm

Bonding line Be

blouse2  
e interlining two sheets

Bonding line EB



collar.  
to this page  
r-cos.info/kt-collar.html

n buttons.  
to this page  
r-cos.info/kt-button.html

buttonholes.  
to this page  
r-cos.info/kt-buttonhole.html

acing and Hem.  
to this page  
r-cos.info/kt-facingandhem.html

Shawl collar blouse  
Facing two sheets Fusible interlining

Bonding line Ce

Bonding line EC