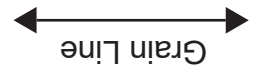


Seam allowance 1cm



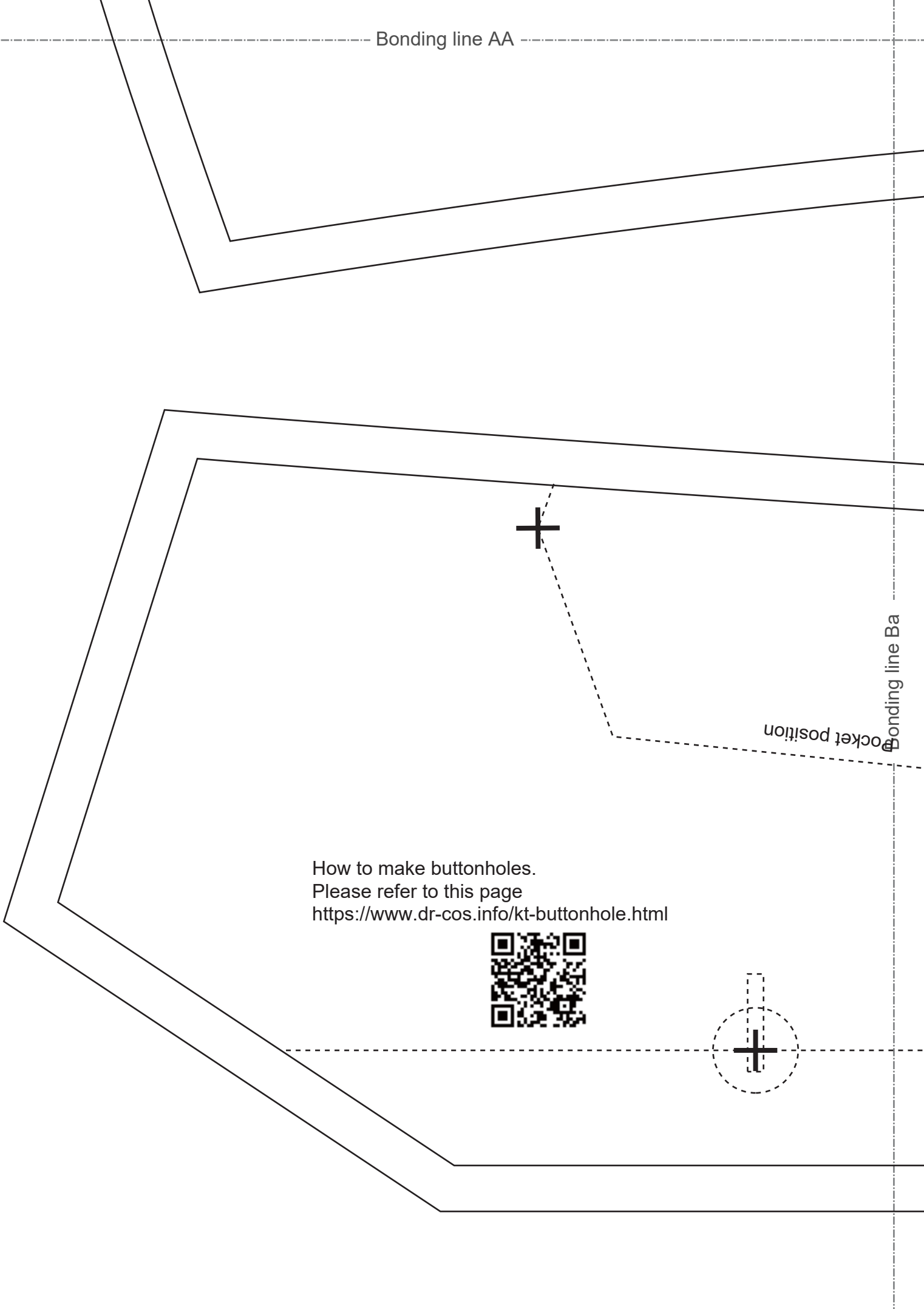
Please check here for the required fabric length images, cutting reference images, and the step-by-step sewing instructions.  
<https://dr-cos.info/fp-retrovest.html>

Bonding line Aa



Bonding line AA

Bonding line AA



How to make buttonholes.  
Please refer to this page  
<https://www.dr-cos.info/kt-buttonhole.html>

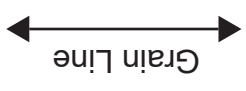


Bonding line AB

**Retro Vest  
Back Body(side)  
Lining Fabric  
two sheets**

Bonding line BA

Seam allowance 1cm



Bonding line Aa

Bonding line Ab

Seam

Bonding line BA

Seam allowance 1cm

Bonding line Ba

Grain Line

Baste

Bonding line Bb

How to sew on buttons.  
Please refer to this page  
<https://www.dr-cos.info/kt-button.html>



Bonding line BB

**MEN'S**  size

Retro Vest  
Back Body  
Lining Fabric  
two sheets

Bonding line Ab

Bonding line Ac

 **DRCOS**  
SITE <https://dr-cos.info/en> <https://dr-cos.com/it>  
MAIL [info@dr-cos.com](mailto:info@dr-cos.com)  
Twitter [https://twitter.com/dr-cos\\_com](https://twitter.com/dr-cos_com)  
Pinterest <https://www.pinterest.jp/dr-cos/info>

Bonding line CA

**MEN'S**  size



Bonding line CA



Retro Vest  
Front Body  
Lining Fabric  
two sheets

Bonding line Bc

Bonding line Bb



Bonding line CB

Bonding line Ac

Bonding line Ad



Bonding line DA

Bonding line DA

SITE <https://dr-cos.info/en> <https://dr-cos.com/tp>  
MAIL [info@dr-cos.com](mailto:info@dr-cos.com)  
Twitter: <https://twitter.com/drccos> <https://www.pinterest.jp/drccosinfo>

**DRCOS**

Bonding line Bc

Bonding line Bd

Seam allowance 1cm



Retro Vest  
Poket  
two sheets

Bonding line DB

**DRCOS**

SITE [https://dr-cos.info\(en\)](https://dr-cos.info/en) [https://dr-cos.com\(jp\)](https://dr-cos.com/jp)  
MAIL [info@dr-cos.com](mailto:info@dr-cos.com)  
Twitter [https://twitter.com/drcos\\_com](https://twitter.com/drcos_com)  
pinterest <https://www.pinterest.jp/drcosinfo>

**MEN'S** size **L**

Retro Vest  
Front Body(side)  
Lining Fabric  
two sheets

Bonding line Ad

Bonding line Ae

Bonding line EA



Bonding line Bd

Bonding line EA

Seam allowance 1cm



How to sew pockets.  
Please refer to this page  
<https://www.dr-cos.info/kt-pocket.html>



Pocket position

Bonding line Be

Bonding line EB