

seam allowance 1cm

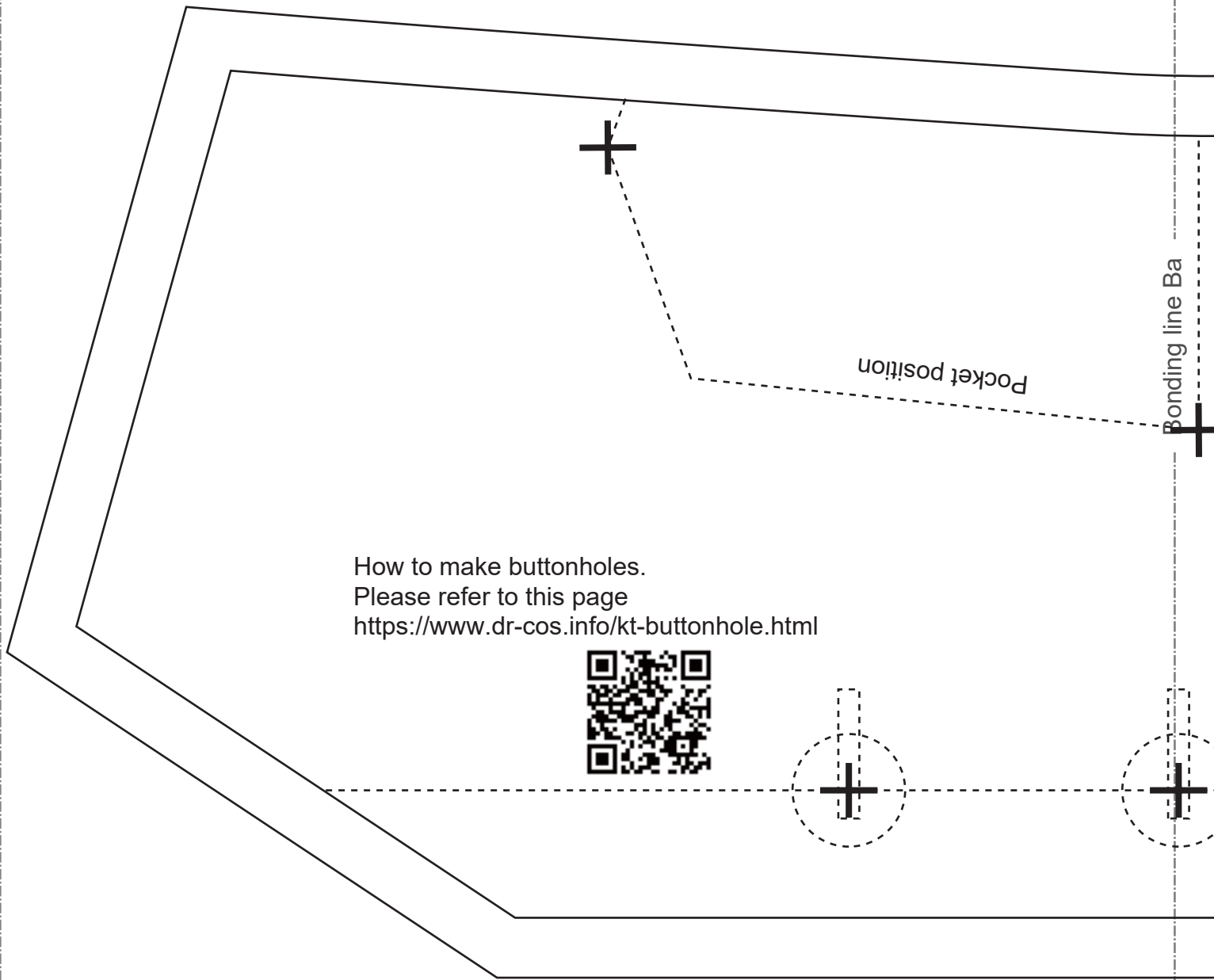


Please check here for the
required fabric length images,
cutting reference images,
and the step-by-step sewing instructions.
<https://dr-cos.info/fp-retrovest.html>

Bonding line Aa

Bonding line AA

Bonding line AA

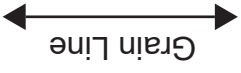


How to make buttonholes.
Please refer to this page
<https://www.dr-cos.info/kt-buttonhole.html>

Bonding line AB

Lining Fabric two sheets

Bonding line Ab



Bonding line Aa


Bonding line BA

Seam allowance

Bonding line BA

Seam allowance 1cm

Bonding line Ba



Grain Line

Baste



Bonding line Bb

How to sew on buttons.
Please refer to this page
<https://www.dr-cos.info/kt-button.html>



Bonding line BB

Bonding line Ac

DRCCOS

SITE <https://dr-cos.info/en> [https://dr-cos.com\(jp\)](https://dr-cos.com/jp)
MAIL info@dr-cos.com
Twitter https://twitter.com/drccos_com
Pinterest <https://www.pinterest.jp/drccosinfo>

Bonding line CA



Retro Vest
Back Body
Lining Fabric
two sheets

Bonding line Ab

Bonding line CA

**Retro Vest
Front Body
Lining Fabric
two sheets**



Bonding line Bb

Bonding line Bc



Button position



Bonding line CB

two sheets

Bonding line Ad

DRCOS

SITE [https://dr-cos.info\(en\)](https://dr-cos.info/en) [https://dr-cos.com\(jp\)](https://dr-cos.com/jp)

MAIL info@dr-cos.com

Twitter [@drcos_com](https://twitter.com/@drcos_com)

pinterest <https://www.pinterest.jp/drcosinfo>

Bonding line Ac

DRCOS

SITE [https://dr-cos.info\(en\)](https://dr-cos.info/en) [https://dr-cos.com\(jp\)](https://dr-cos.com/jp)

MAIL info@dr-cos.com



Bonding line DA

Bonding line DA

Retro Vest Back Body(side) Lining Fabric two sheets

Seam allowance 1cm



Bonding line Bc

Bonding line Bd

Bonding line DB

DRCOS
SITE <https://drcos.info/en/> | <https://drcos.com/jp/>
MAIL info@drcos.com
T Witter <https://twitter.com/drcos.com>
Pinterest <https://www.pinterest.jp/drcosinfo>

Seam allowance 1cm

Retro Vest
Pocket
two sheets



Bonding line Ad

Bonding line Ae

DRCOS

SITE <https://dr-cos.info/en> <https://dr-cos.com/jp>
MAIL info@dr-cos.com
Twitter https://twitter.com/@drcos_com
pinterest <https://www.pinterest.jp/drcosinfo>



Retro Vest
Front Body(side)

Bonding line FA

Retro Vest

Front Body(side)

Lining Fabric

two sheets

Bonding line FA

Seam allowance 1 cm



Pocket position

How to sew pockets.
Please refer to this page
<https://www.dr-cos.info/kt-pocket.html>



Bonding line Bd

Bonding line Be

Bonding line EB