

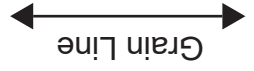
DRCOS

SITE <https://dr-cos.info/en> <https://dr-cos.com/jp>

MAIL info@dr-cos.com

Twitter https://twitter.com/drcoos_com

pinterest <https://www.pinterest.jp/drcoosinfo>



Bonding line Aa

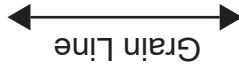
Bonding line AA

Front Fabric Lining Fabric two sheets

1cm

Seam allowance

Bonding line AA



Grain Line

Bonding line Ba

Baste



Grain Line

Bonding line AB



seam allowance from

Bonding line AB

Seam allowance 1cm

Pocket position

Bonding line Ca

DRCOS
SITE <https://drcos.info/en> <https://drcos.com/jp>
MAIL info@drcos.com
Twitter https://twitter.com/drcos_com
Pinterest <https://www.pinterest.jp/drcosinfo>



Bonding line AC

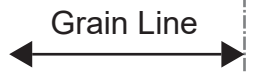
Neckband Vest
Front Fabric
Back Body
two sheets



Bonding line Aa

Bonding line Ab

Neckband Vest
Back Body
Lining Fabric
two sheets



Bonding line BA

Bonding line BA

Seam allowance 1cm

Seam allowance 1cm

DRCOS
 SITE <https://dr-cos.info/en> <https://dr-cos.com/lp>
 MAIL info@dr-cos.com
 Twitter https://twitter.com/dr-cos_com
 pinterest <https://www.pinterest.jp/drcosinfo>



Neckband Vest
 Back Body(side)
 Front Fabric

Lining Fabric

Bonding line Ba

Bonding line Bb

DRCOS
 SITE <https://dr-cos.info/en> <https://dr-cos.com/lp>
 MAIL info@dr-cos.com
 Twitter https://twitter.com/dr-cos_com
 pinterest <https://www.pinterest.jp/drcosinfo>



Neckband Vest
 Front Body(side)
 Front Fabric
 Lining Fabric
 two sheets

Bonding line BB

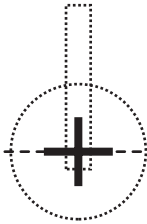
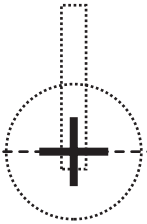
Bonding line BB

Front Fabric
Front Body
two sheets

Bonding line Ca

Bonding line Cb

Grain Line



Seam allowance 1cm

Neckband Vess
Facing
Fusible interlining
two sheets

Grain Line

Seam allowance 1cm

Bonding line BC

Seam allowance

Facing line

Bonding line Ab

Bonding line Ac

DRCOS
 (SITE: <https://dr-cos.info/en/>) <https://dr-cos.com/jp/>
 MAIL: info@dr-cos.com
 Twitter: https://twitter.com/dr-cos_com
 Pinterest: <https://www.pinterest.jp/dr-cos/info>

Please check here for the required fabric length images, cutting reference images, and the step-by-step sewing instructions. <https://dr-cos.info/fp-neckbandvest.html>



Bonding line CA

Please cut out

Bonding line CA

Seam allowance 1cm




Neckband Vest
Pocket
Front Fabric
two sheets



Bonding line Bb

Bonding line Bc

Seam allowance 1cm



Neckband Vest
Facing
Fusible interlining
one sheets



Bonding line CB

Bonding line CB

Facing line

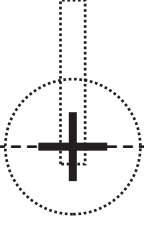
Bonding line Cc

Neckband Vest

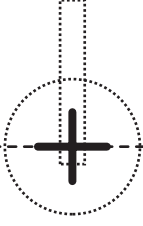
Front Fabric



Bonding line Cb



Button position



Vest Lining Fabric

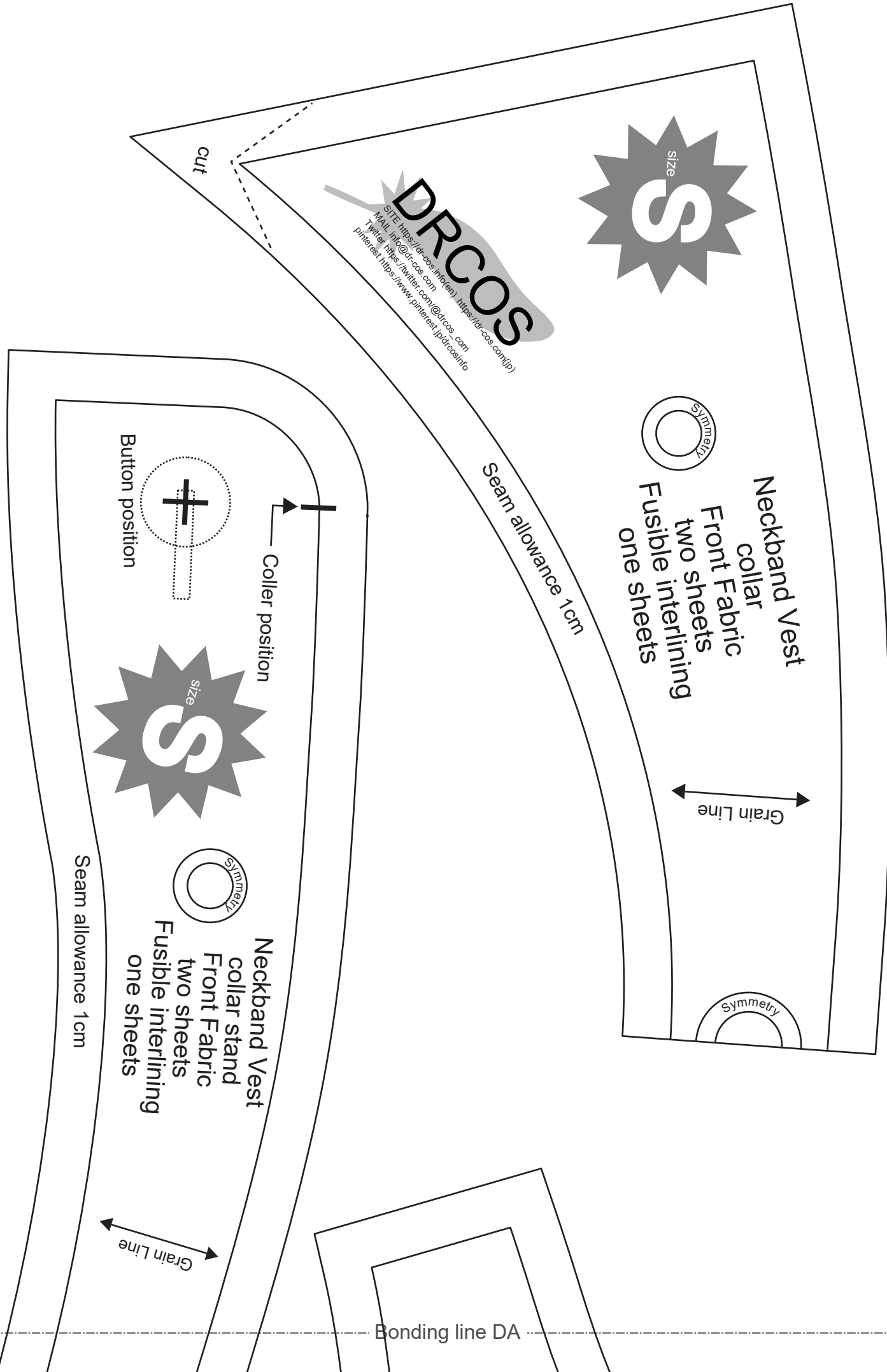


DRCOS
SITE: <https://dr-cos.info/en/>, <https://dr-cos.com/jp/>
MAIL: info@dr-cos.com
TWITTER: [@drcos_com](https://twitter.com/@drcos_com)
PINTEREST: <https://www.pinterest.jp/drcosinfo>

Bonding line CC

Bonding line Ac

Bonding line Ad



Bonding line DA

Symmetry

DRCOS

SITE <https://dr-cos.info/en> <https://dr-cos.com/jp>
MAIL info@dr-cos.com
Twitter https://twitter.com/@drcos_com
pinterest <https://www.pinterest.jp/drcosinfo>

Bonding line Bc

Bonding line Bd

DRCOS

SITE <https://dr-cos.info/en> <https://dr-cos.com/jp>
MAIL info@dr-cos.com
Twitter https://twitter.com/@drcos_com
pinterest <https://www.pinterest.jp/drcosinfo>



Bonding line DB

Backband Vest
Front Body
Lining Fabric
Two sheets

Seam allowance 1cm

