

DRCOS

SITE <https://dr-cos.info/en> <https://dr-cos.com/jp>

MAIL info@dr-cos.com

Twitter [@drcos_com](https://twitter.com/@drcos_com)

Pinterest <https://www.pinterest.jp/drcosinfo>

↔ Grain Line

Bonding line AA

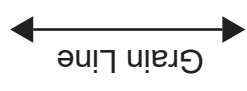
Bonding line Aa

Seam

1cm

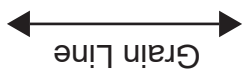
Back Body (side)
Front Fabric
Lining Fabric
two sheets

Bonding line AA



Bonding line BB

Baste



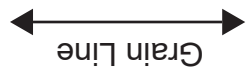
Bonding line AB



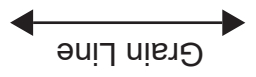
Bonding line AB



Seam allowance 1cm



Bonding line Ca



Bonding line AC



Neckband Vest
Front Fabric
Back Body
two sheets

Bonding line Aa

Bonding line Ab



Neckband Vest
Back Body
Lining Fabric
two sheets

Grain Line



Bonding line BA

Bonding line BA

Seam allowance 1cm

Seam allowance 1cm

DRCOS
 SITE <https://dr-cos.info/en/> <https://dr-cos.com/jp/>
 MAIL info@dr-cos.com
 Twitter [@drcos_com](https://twitter.com/@drcos_com)
 pinterest <https://www.pinterest.jp/drcosinfo>



Neckband Vest
 Back Body(side)
 Front Fabric

Bonding line Bb

Bonding line Bb

DRCOS
 SITE <https://dr-cos.info/en/>
 MAIL info@dr-cos.com
 Twitter [@drcos_com](https://twitter.com/@drcos_com)
 pinterest <https://www.pinterest.jp/drcosinfo>



Neckband V
 Front Body(s)
 Front Fabric
 Lining Fabric
 two sheets

Bonding line Bb

in Line



Bonding line

Please check here for the required fabric length images, cutting reference images, and the step-by-step sewing instructions. <https://dr-cos.info/fp-neckbandvest.html>



Bonding line Ab

Seam allowance 1cm

Facing line

Bonding line Ac

SITE <https://dr-cos.info/en/> <https://dr-cos.com/jp/>
MAIL info@dr-cos.com
TWITTER <https://twitter.com/dr-cos>
PINTEREST <https://www.pinterest.jp/dr-cos/info>

DRCOS

Please
require
cutting
and the
CA
https://

Bonding

Bonding line Bb

Bonding line Bc

Seam allowance 1cm



Neckband Vest
Pocket
Front Fabric
two sheets



Bonding line CB

PDFC

Bonding line CB

DRCOS
SITE <https://dr-cos.info/en> <https://dr-cos.com/tp>
MAIL info@dr-cos.com
Twitter <https://twitter.com/dr-cos.com>
Pinterest <https://www.pinterest.jp/dr-cos/info>



Bonding line Cb

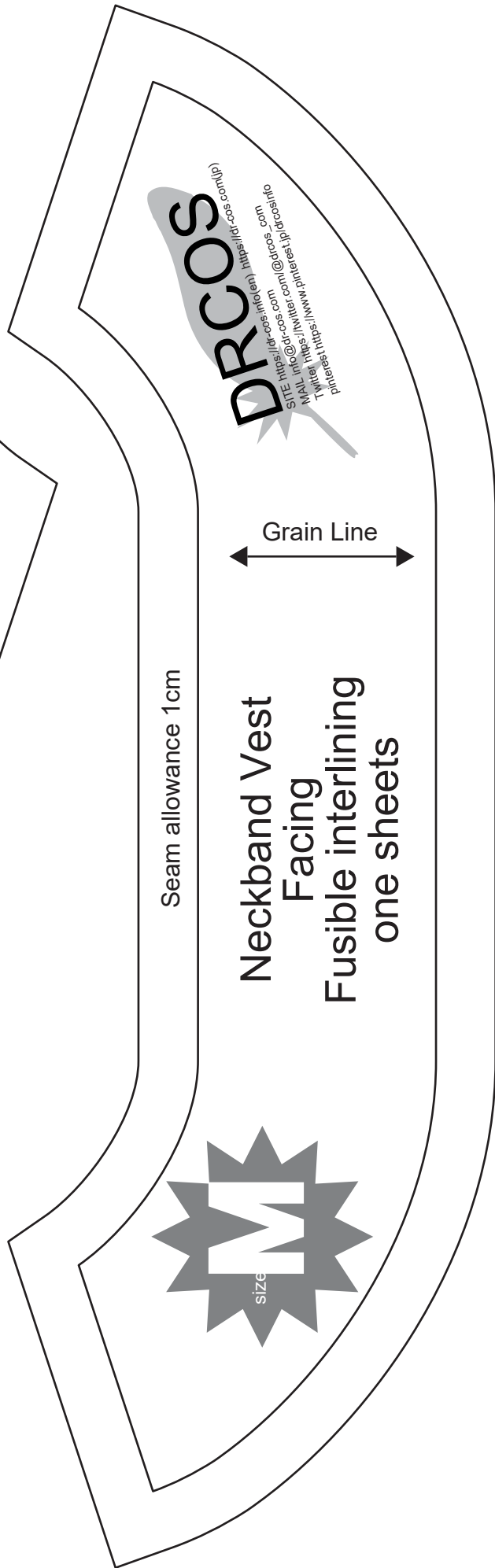
Bonding line Cc

DRCOS
SITE <https://dr-cos.info/en> <https://dr-cos.com/tp>
MAIL info@dr-cos.com
Twitter <https://twitter.com/dr-cos.com>
Pinterest <https://www.pinterest.jp/dr-cos/info>

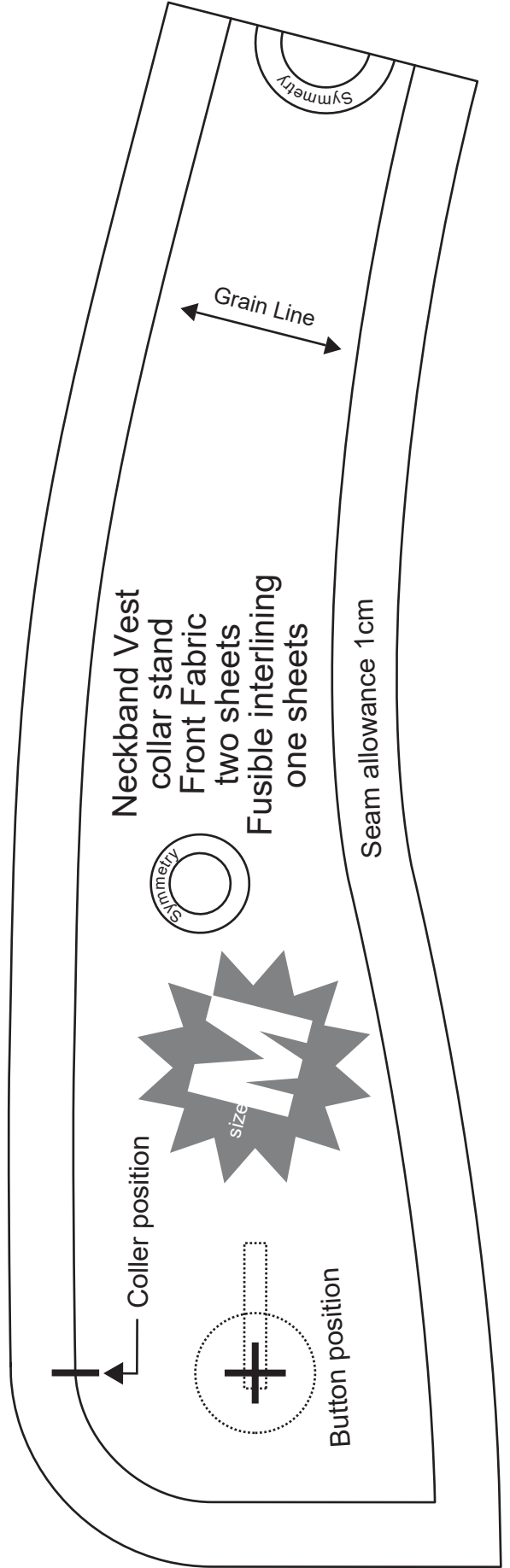


Bonding line CC

Bonding line Ac



Bonding line DA



Bonding line Ad

Bonding line DA

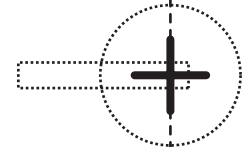
Facing line

Bonding line Bc

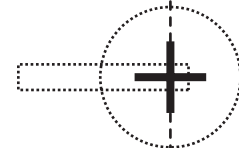
Bonding line Bd



Neckband Vest
Front Fabric
Front Body
two sheets

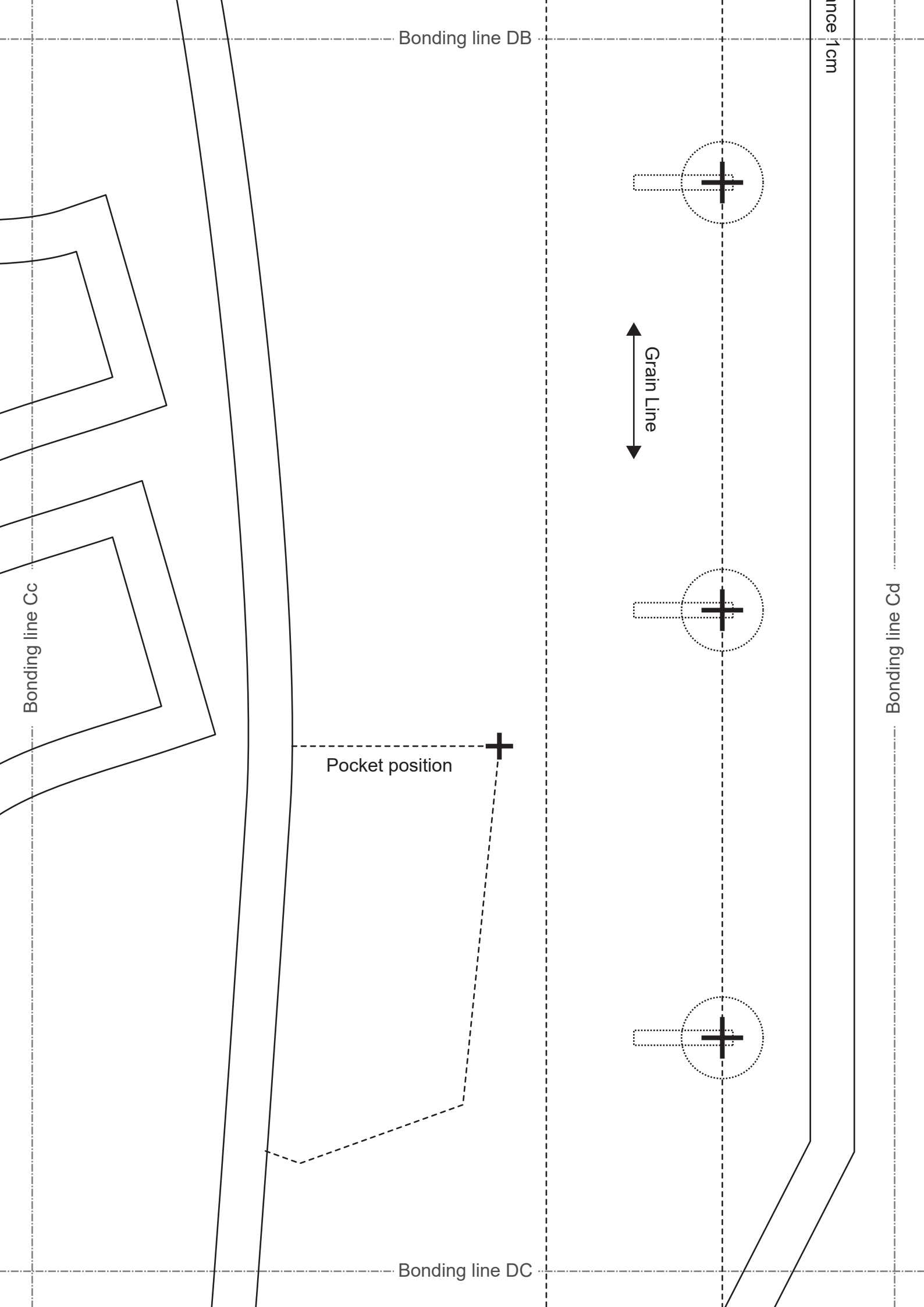


Button position



Bonding line DB

Seam allowance 1cm




Bonding line Dc

Bonding line DC

DRCOS

SITE [https://dr-cos.info\(en\)](https://dr-cos.info(en)) [https://dr-cos.com\(jp\)](https://dr-cos.com(jp))
MAIL info@dr-cos.com
Twitter https://twitter.com/drcos_com
pinterest <https://www.pinterest.jp/drcosinfo>



Neckband Vest
collar
Front Fabric
two sheets
Fusible interlining
one sheet

Seam allowance 1cm

cut



DRCOS
SITE [https://dr-cos.info\(en\)](https://dr-cos.info(en)) [https://dr-cos.com\(jp\)](https://dr-cos.com(jp))
MAIL info@dr-cos.com
Twitter https://twitter.com/drcos_com
pinterest <https://www.pinterest.jp/drcosinfo>

Bonding line Dd