


Facing line

DRCOS

SITE <https://dr-cos.info/en> <https://dr-cos.com/jp>
MAIL info@dr-cos.com
Twitter [@drcos_com](https://twitter.com/@drcos_com)
pinterest <https://www.pinterest.jp/drcosinfo>

Seam allowance 1cm



Neckband Vest
Front Fabric
Back Body
two sheets

Bonding line Aa

Bonding line AA

Bonding line AA



Bonding line Ba

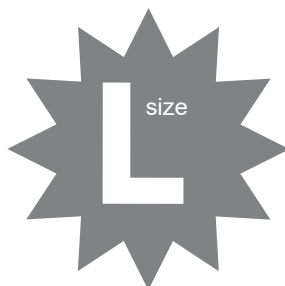
Bonding line AB

Bonding line AB

Bonding line Ca

DRCOS

SITE [https://dr-cos.info\(en\)](https://dr-cos.info(en)) [https://dr-cos.com\(jp\)](https://dr-cos.com(jp))
MAIL info@dr-cos.com
Twitter https://twitter.com/drcos_com
pinterest <https://www.pinterest.jp/drcosinfo>

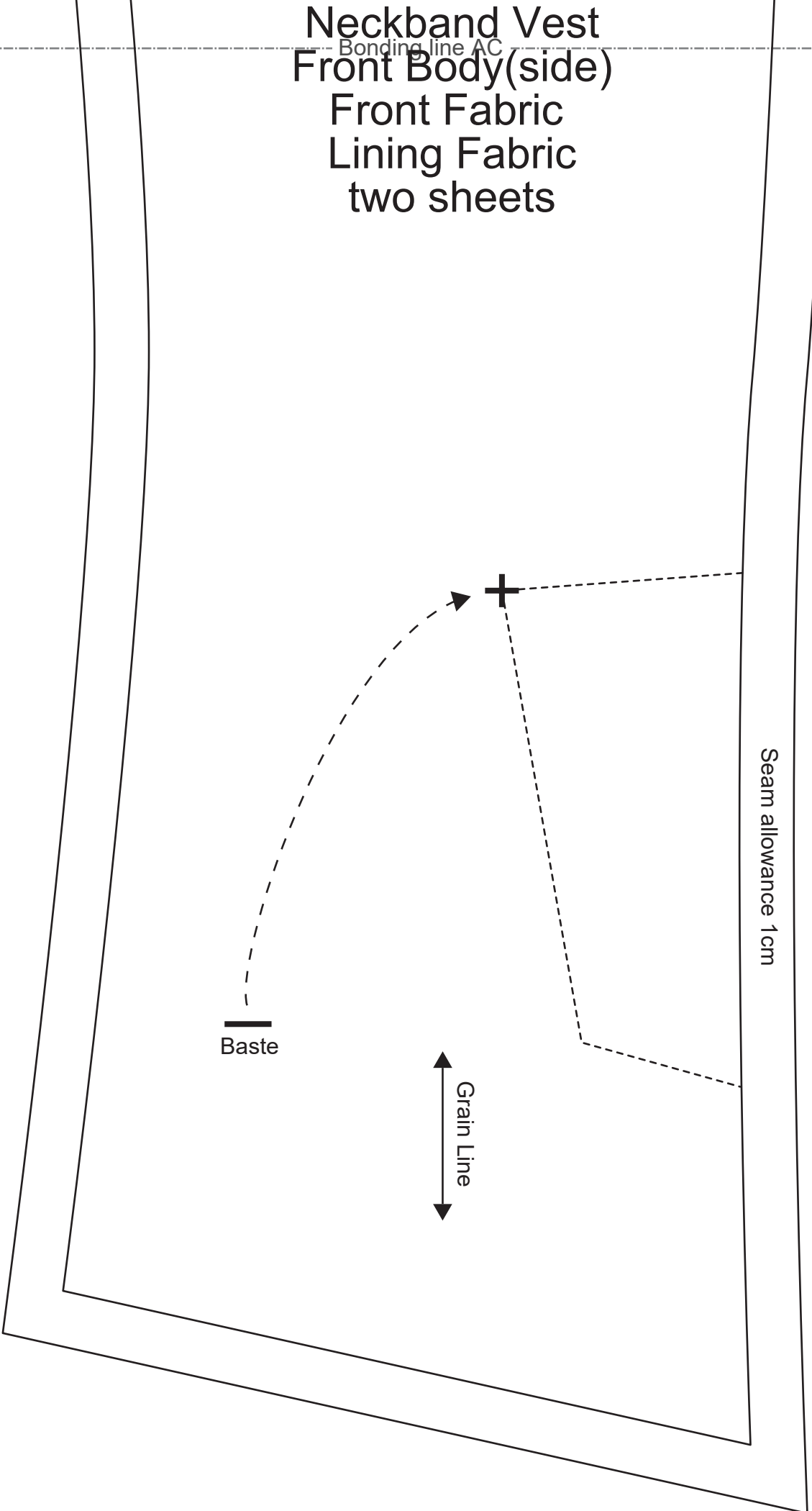


Neckband Vest
Front Body(side)

Bonding line AC

Neckband Vest
Front Body(side)
Front Fabric
Lining Fabric
two sheets

Bonding line AC



Seam allowance 1cm

Grain Line

Baste

Bonding line Da

Bonding line Aa

Bonding line BA

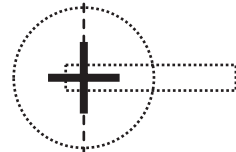
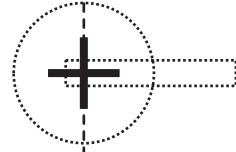
Bonding line Ab

in Line



Please check here for the required fabric length images, cutting reference images, and the step-by-step sewing instructions.

<https://dr-cos.info/fp-neckbandvest.html>



Neckband Vest
Back Body
Lining Fabric
two sheets



Bonding line Ba

Bonding line BA

Seam allowance 1cm

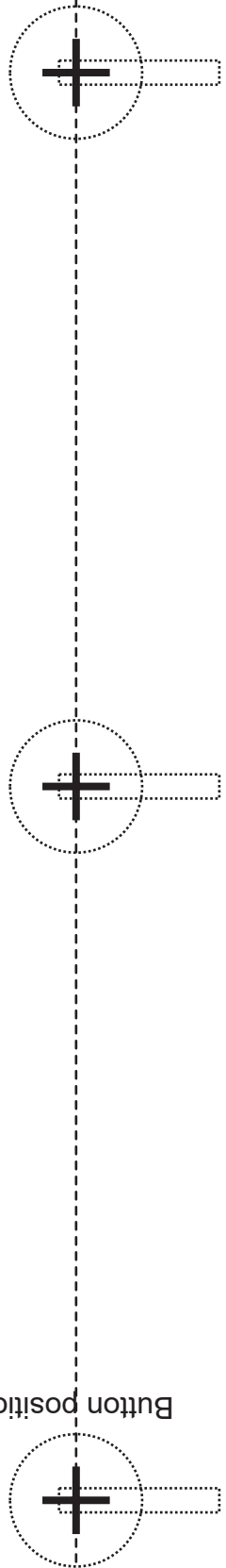
Seam allowance 1cm

Grain Line

Bonding line BB

Bonding line Bb

Button position




Bonding line BB

Bonding line Ca

Bonding line Cb

DRCOS

SITE [https://dr-cos.info\(en\)](https://dr-cos.info(en)) [https://dr-cos.com\(jp\)](https://dr-cos.com(jp))
MAIL info@dr-cos.com
Twitter [@drcos_com](https://twitter.com/@drcos_com)
pinterest <https://www.pinterest.jp/drcosinfo>



Neckband Vest
Back Body(side)

Neckband Vest
Back Body(side)
Front Fabric
Lining Fabric
two sheets

Seam allowance 1 cm



Bonding line Da

Bonding line Db

DRCOS
SITE [https://dr-cos.info\(en\)](https://dr-cos.info/en) [https://dr-cos.com\(jp\)](https://dr-cos.com/jp)
MAIL info@dr-cos.com
Twitter https://twitter.com/dr-cos_com
Pinterest <https://www.pinterest.jp/dr-cos/info>

DR
SITE <https://dr-cos.com>
MAIL info@dr-cos.com
Twitter https://twitter.com/dr-cos_com
Pinterest <https://www.pinterest.jp/dr-cos/info>

Bonding line Ab

Bonding line Ac

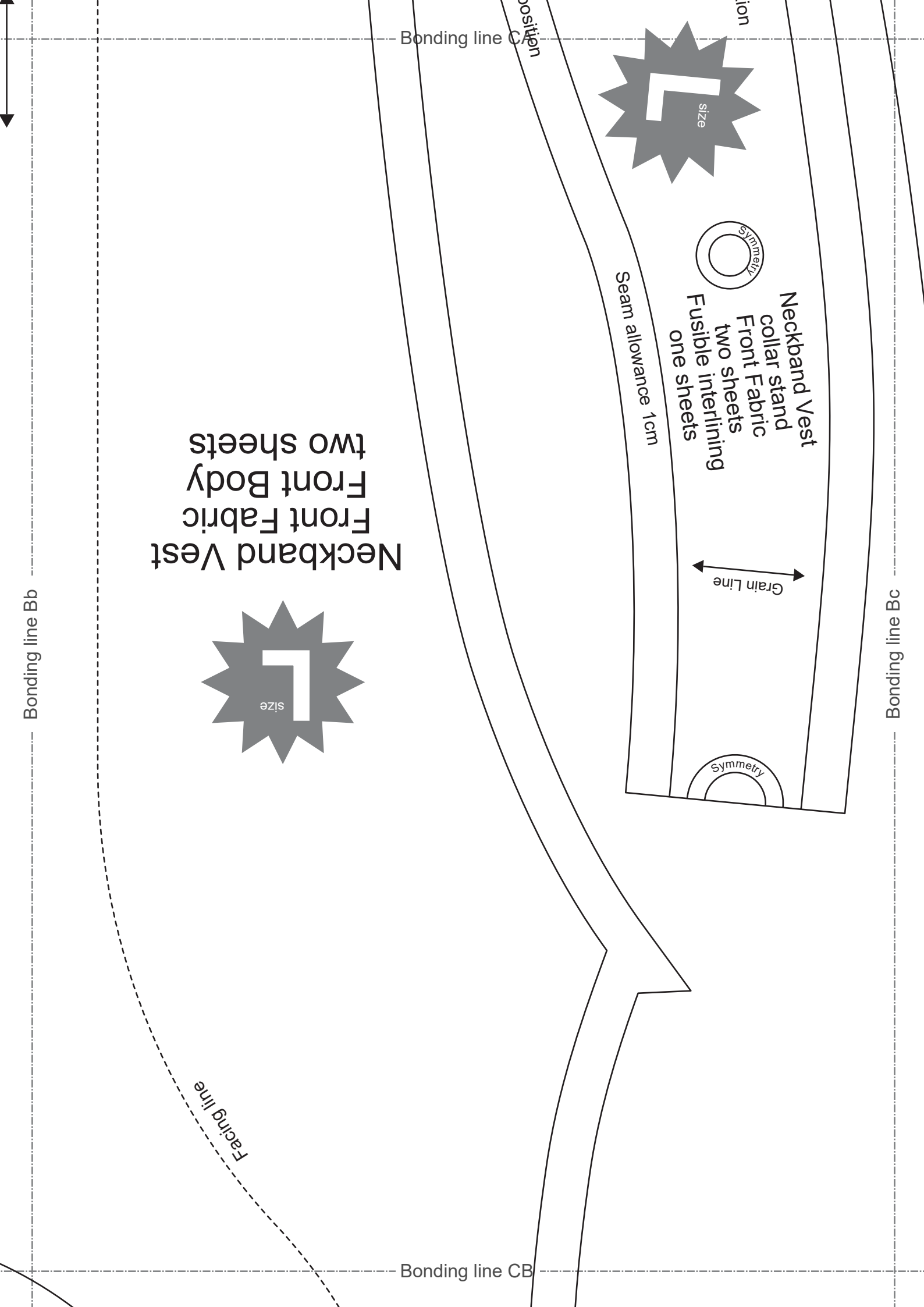
Pocket position

Button position

Collar position

Bonding line C






Bonding line Bb

Neckband Vest
Front Fabric
two sheets



Bonding line C
Position

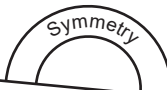



ion



Neckband Vest
collar stand
Front Fabric
two sheets
Fusible interlining
one sheets

Seam allowance 1cm



Bonding line Bc

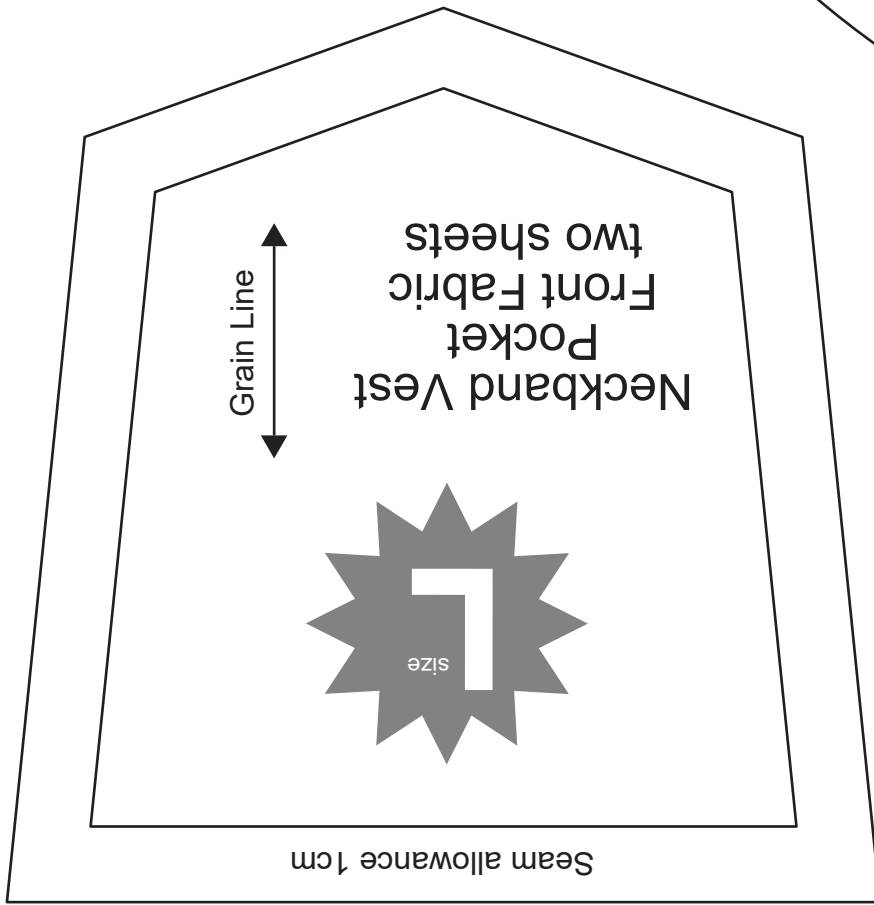
Bonding line CB

Facing line

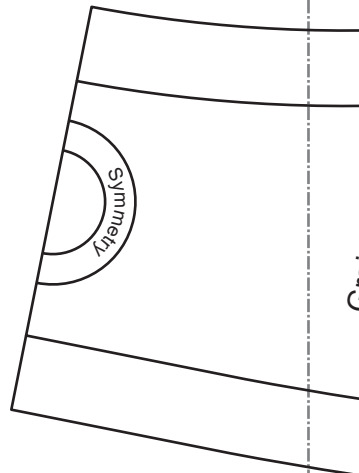

Bonding line CB

Bonding line Cb

Bonding line Cc
Nec
Fus
on



Bonding line CC





DRCOS

SITE <https://dr-cos.info/en> <https://dr-cos.com/jp>
MAIL info@dr-cos.com
Twitter https://twitter.com/drcos_com
pinterest <https://www.pinterest.jp/drcosinfo>

DRCOS

SITE <https://dr-cos.info/en> <https://dr-cos.com/jp>
MAIL info@dr-cos.com
Twitter https://twitter.com/drcos_com
pinterest <https://www.pinterest.jp/drcosinfo>



Bonding line Ac

Bonding line Ad

Bonding line DA

Bonding line Bc

Neckband Vest
Front Body
Lining Fabric
two sheets



Bonding line DA

Seam allowance 1cm

Bonding line DB

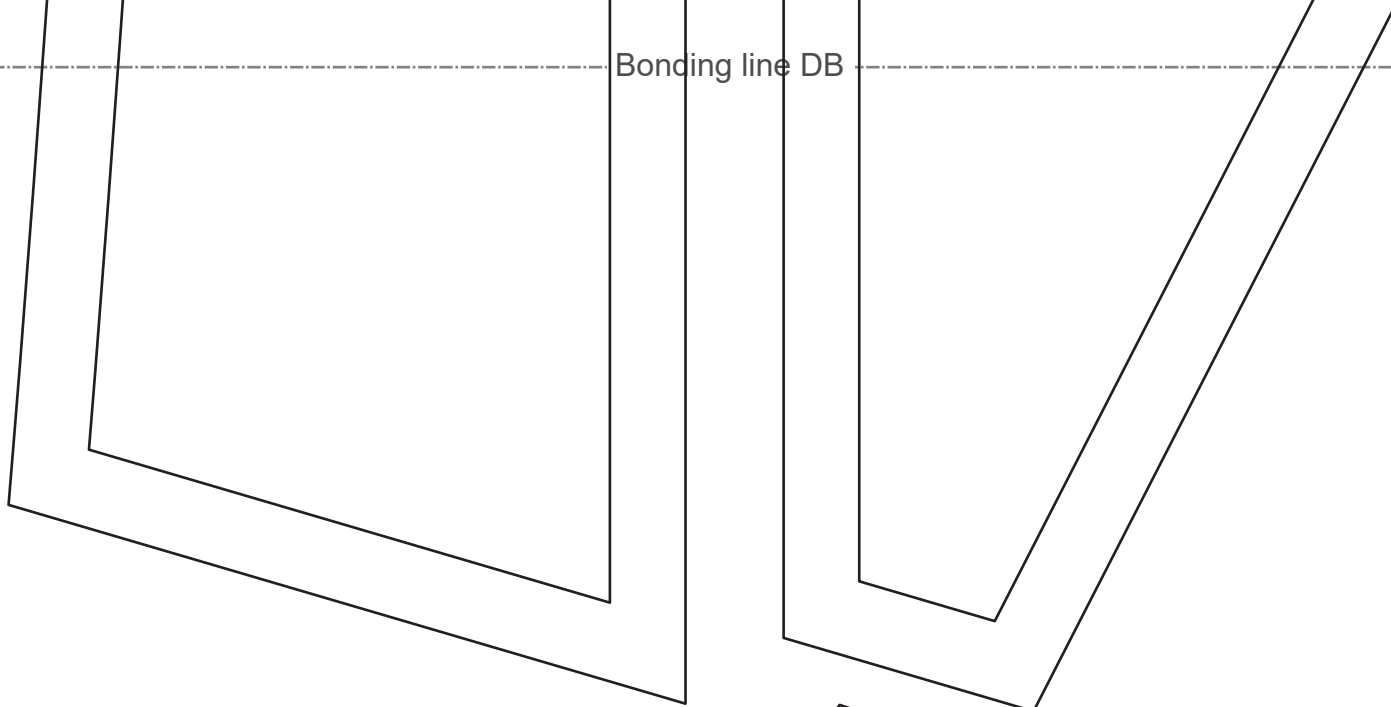
Neckband Vest
Facing
Fusible interlining
two sheets



Seam allowance 1cm

Bonding line Bd

Bonding line DB



Seam allowance 1cm

Neckband Vest Facing
Fusible interlining
one sheets



DRCOS

SITE <https://dr-cos.info/en> <https://dr-cos.com/jp>
MAIL info@dr-cos.com
Twitter [@drcos_com](https://twitter.com/drcos_com)
Pinterest <https://www.pinterest.jp/drcosinfo>

cut

Bonding line Cd

Seam allowance 1cm

Bonding line Cc

DRCOS

SITE <https://dr-cos.info/en> <https://dr-cos.com/jp>
MAIL info@dr-cos.com
Twitter [@drcos_com](https://twitter.com/drcos_com)
Pinterest <https://www.pinterest.jp/drcosinfo>

Neckband Vest
collar
Front Fabric
two sheets
Fusible interlining
one sheets



Bonding line DC

