

Please check here for the required fabric length images, cutting reference images, and the step-by-step sewing instructions.
<https://dr-cos.info/tp-neckbandvest.html>



DRCOS
 SITE <https://dr-cos.info/en> | <https://dr-cos.com/jp>
 MAIL info@dr-cos.com
 Twitter https://twitter.com/dr-cos_com
 pinterest <https://www.pinterest.jp/drcosinfo>

Facing line

size
140

Children's

Neckband Vest

Seam allowance 1cm

Bonding line AA

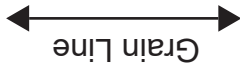
Seam allowance 1cm

Bonding line Aa

eam allowance 1cm

Bonding line AA

Front Fabric
Lining Fabric
two sheets

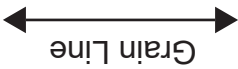


Grain Line

Bonding line Ba

Lining Fabric
two sheets

Baste



Grain Line

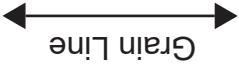
n allowance 1cm

Bonding line AB

Waste 1cm

Children's

Neckband Vest
Back Body
Lining Fabric
two sheets

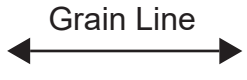


Grain Line

Bonding line Aa

Bonding line Ab

Neckband Vest
Front Fabric
Back Body
two sheets



Grain Line

1cm

Bonding line BA

Seam allowance

Bonding line BA

DRCOS
SITE <https://dr-cos.info/en> | <https://dr-cos.com/jp>
MAIL info@dr-cos.com
Twitter https://twitter.com/dr-cos_com
Pinterest <https://www.pinterest.jp/dr-cos/info>

size
140

Childrens

Neckband Vest
Back Body(side)
Front Fabric

Lining Fabric

Seam allow

Bonding line Bb

DRCOS
SITE <https://dr-cos.info/en> | <https://dr-cos.com/jp>
MAIL info@dr-cos.com
Twitter https://twitter.com/dr-cos_com
Pinterest <https://www.pinterest.jp/dr-cos/info>

size
140

Childrens

Neckband Vest
Front Body(side)
Front Fabric

Lining Fabric

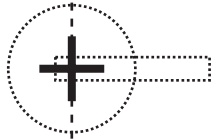
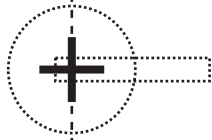
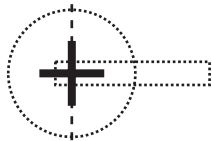
Bonding line Ba

Seam allow

Bonding line BB
SITE <https://dr-cos.info/en> | <https://dr-cos.com/jp>
MAIL info@dr-cos.com
Twitter https://twitter.com/dr-cos_com
Pinterest <https://www.pinterest.jp/dr-cos/info>

Bonding line Ca

Seam allowance 1cm



Front Fabric
two sheets

Bonding line BC

DRCOS
Bonding line BB
SITE <https://drcos.info/en> <https://drcos.com/jp/>
MAIL info@drcos.com
Twitter <https://twitter.com/drcos>
Pinterest <https://www.pinterest.jp/drcosinfo>

Pocket position



size
140

Seam allowance 1cm

Neckband Vest
Facing
Fusible interlining

Grain Line

DRCOS
Bonding line CC
SITE <https://drcos.info/en> <https://drcos.com/jp/>
MAIL info@drcos.com
Twitter <https://twitter.com/drcos>
Pinterest <https://www.pinterest.jp/drcosinfo>

Bonding line Da

See

Neckband Vest
Front Fabric
Front Body

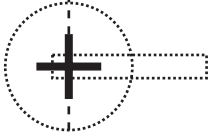
Bonding line BC

Children's

140
size

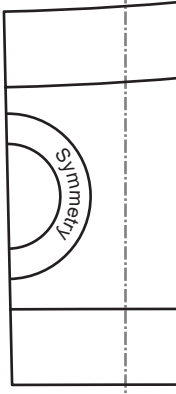


Button position



Facing line

Bonding line Db



children's

size
140

DRCOS

SITE <https://dr-cos.info/en> <https://dr-cos.com/tp>
MAIL info@dr-cos.com
Twitter https://twitter.com/drcos_com
Pinterest <https://www.pinterest.jp/drcosinfo>

Seam allowance

Bonding line Ab

Bonding line Ac

Bonding line CA

cut

DRCOS
 SITE <https://dr-cos.info/en> <https://dr-cos.com/jp>
 MAIL info@dr-cos.com
 Twitter <https://twitter.com/dr-cos>
 pinterest <https://www.pinterest.jp/drcosinfo>

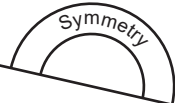
size
140



Neckband Vest
 collar
 Front Fabric
 two sheets
 Fusible interlining
 one sheets

Seam allowance 1cm

Grain Line



Seam allowance 1cm

size
140

Neckband Vest
 Pocket
 Front Fabric
 two sheets

Grain Line

DRCOS

SITE <https://dr-cos.info/en> <https://dr-cos.com/jp>
 MAIL info@dr-cos.com
 Twitter <https://twitter.com/dr-cos>
 pinterest <https://www.pinterest.jp/drcosinfo>

DRCOS

DRCOS

SITE <https://dr-cos.info/en> <https://dr-cos.com/jp>
MAIL info@dr-cos.com
Twitter [@drcos_com](https://twitter.com/@drcos_com)
Pinterest <https://www.pinterest.jp/drcosinfo>

Bonding line CB



Neckband Vest
Front Body
Lining Fabric
two sheets

Seam allowance 1cm

Neckband Vest
Facing
Fusible interlining
two sheets



Seam allowance 1cm

Bonding line Cc

Bonding line CC

SITE <https://dr-cos.com>
MAIL info@dr-cos.com
Twitter [@drcos_com](https://twitter.com/@drcos_com)
Pinterest <https://www.pinterest.jp/drcosinfo>

Facing
Fusible interlining
one sheets



Main Line

Bonding line CB

