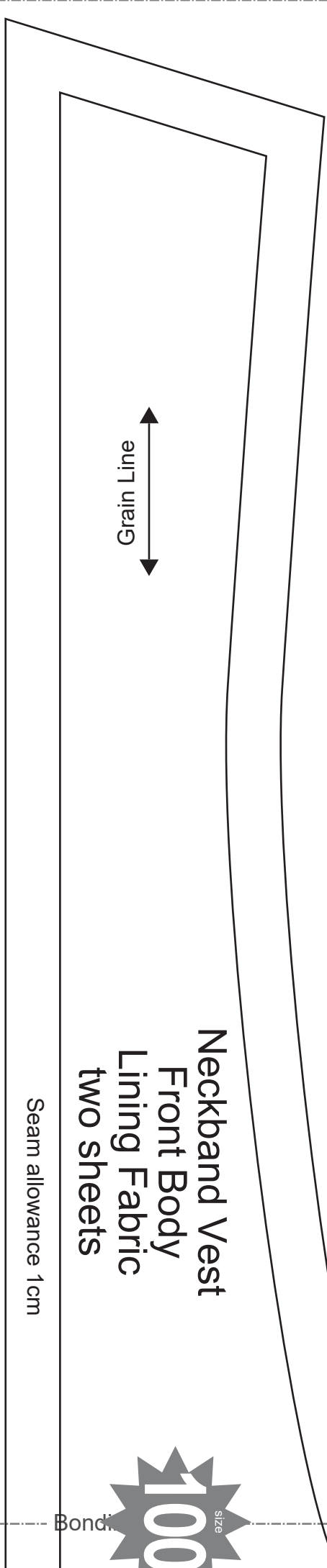


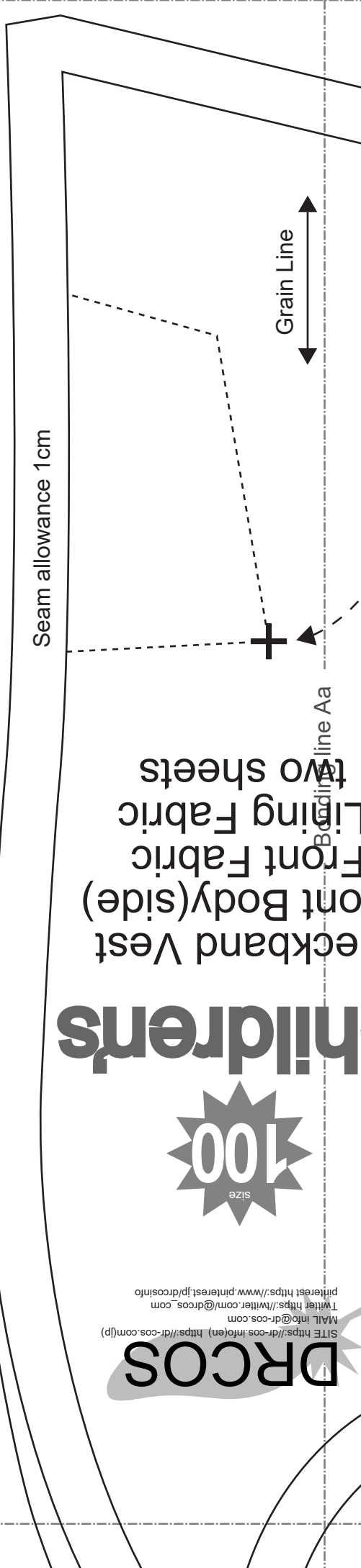
Neckband Vest Facing
Fusible interlining
two sheets

Seam allowance 1 cm



Neckband Vest Front Body
Lining Fabric
two sheets

Seam allowance 1 cm



Neckband Vest Front Body (side)
Lining Fabric
two sheets

Seam allowance 1 cm

Children's



DRCOS

Site [https://dr-cos.info\(en\)](https://dr-cos.info/en) [https://dr-cos.com\(pt\)](https://dr-cos.com/pt)
MAIL info@dr-cos.com
Twitter <https://twitter.com/dr-cos>
Pinterest <https://www.pinterest.jp/dr-cos/info>



Bondi



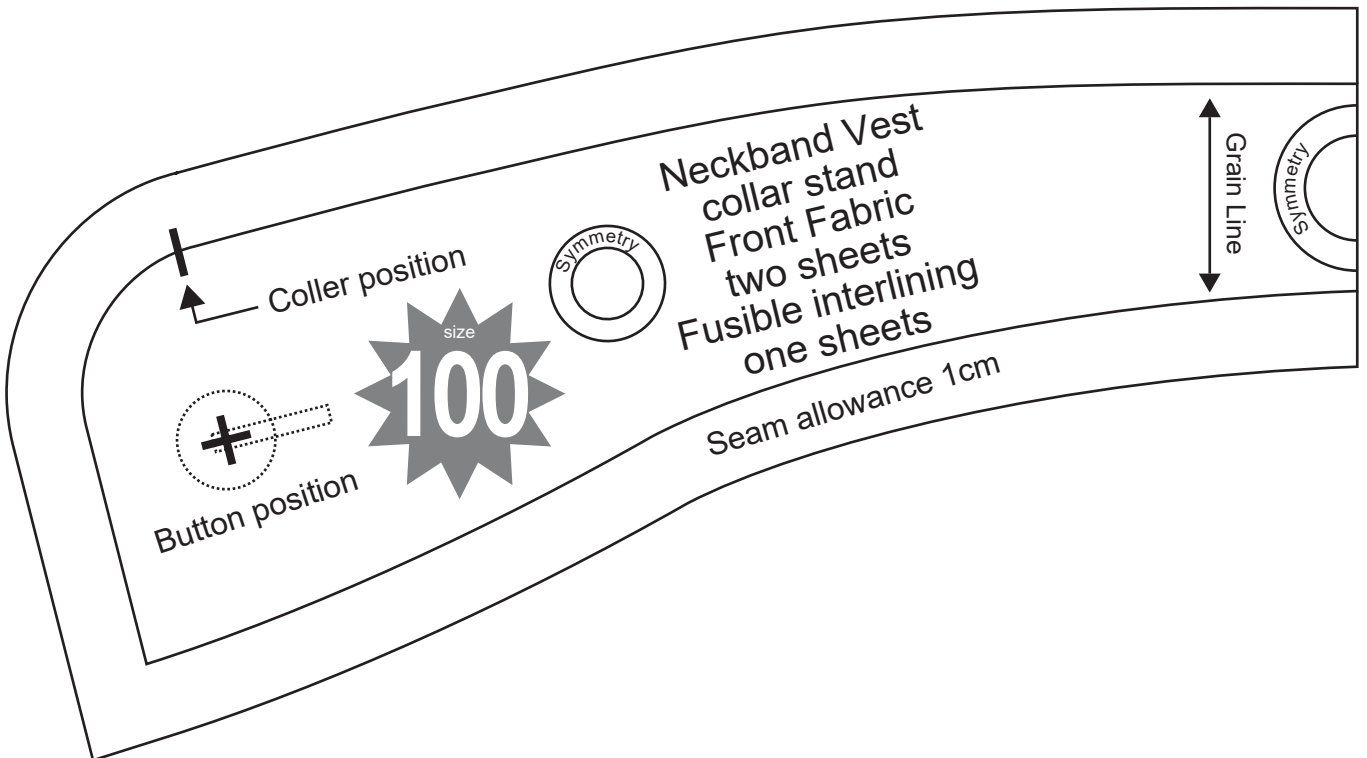
Bonding line Ba



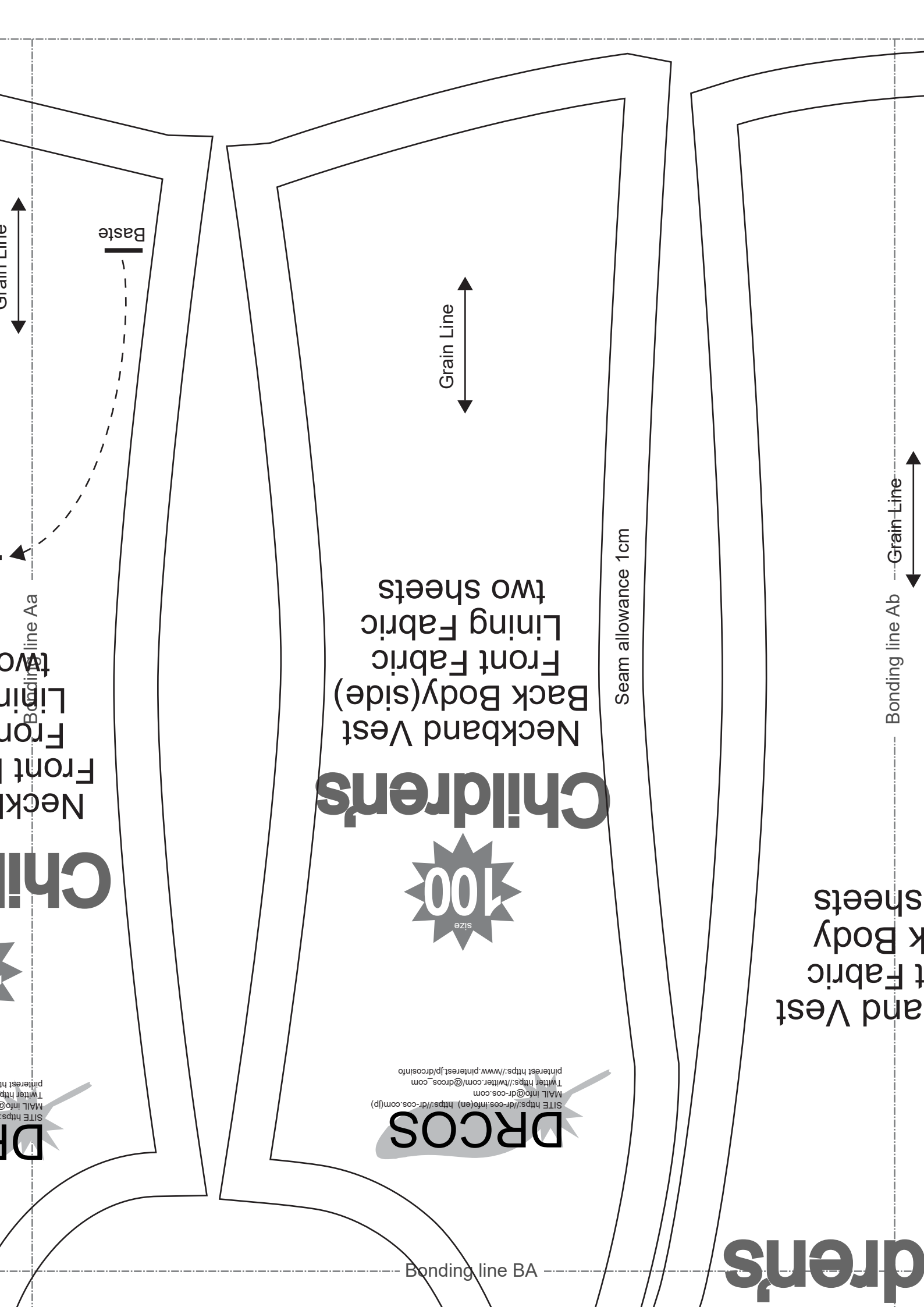
DRCOS
SITE <https://dr-cos.info/en> <https://dr-cos.com/jp>
MAIL info@dr-cos.com
Twitter https://twitter.com/dr-cos_com
Pinterest <https://www.pinterest.jp/dr-cosinfo>

DRCOS
SITE <https://dr-cos.info/en> <https://dr-cos.com/jp>
MAIL info@dr-cos.com
Twitter https://twitter.com/dr-cos_com
Pinterest <https://www.pinterest.jp/dr-cosinfo>

Bonding line Ba



Bonding line AB



Grain Line

Baste

Grain Line

Grain Line

Neckband Vest
Front Fabric
Lining Fabric
Bonding line Aa

Children's
Neckband Vest
Back Body (side)
Front Fabric
Lining Fabric
two sheets

Seam allowance 1cm

Bonding line Ab

Children's

size 100

and Vest
Front Fabric
Back Body
two sheets

DR

DRCOS
 SITE [https://dr-cos.info\(en\)](https://dr-cos.info/en) [https://dr-cos.com\(fp\)](https://dr-cos.com(fp))
 MAIL info@dr-cos.com
 Twitter https://twitter.com/dr-cos_com
 pinterest <https://www.pinterest.jp/dr-cosinfo>

Bonding line BA

children's

Bonding line BA

children's

size 100

DRCOS
SITE <https://dr-cos.info/en> <https://dr-cos.com/jp>
MAIL info@dr-cos.com
Twitter <https://twitter.com/dr-cos.com>
Pinterest <https://www.pinterest.jp/dr-cosinfo>

Seam allowance 1cm
Neckband Vest
Pocket
Front Fabric
two sheets
Grain Line

Bonding line Ba

Bonding line Bb

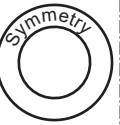
DRCOS
SITE <https://dr-cos.info/en> <https://dr-cos.com/jp>
MAIL info@dr-cos.com
Twitter <https://twitter.com/dr-cos.com>
Pinterest <https://www.pinterest.jp/dr-cosinfo>

Grain Line

Pocket position

Bonding line BB

size 100



DRCOS
SITE <https://dr-cos.info/en> <https://dr-cos.com/jp>
MAIL info@dr-cos.com
Twitter <https://twitter.com/dr-cos.com>
Pinterest <https://www.pinterest.jp/dr-cosinfo>

Seam allowance

cut

Bonding line Ca

Seam allowance 1cm

Bonding line BB

Bonding line Cb

Bonding line BC

Children's

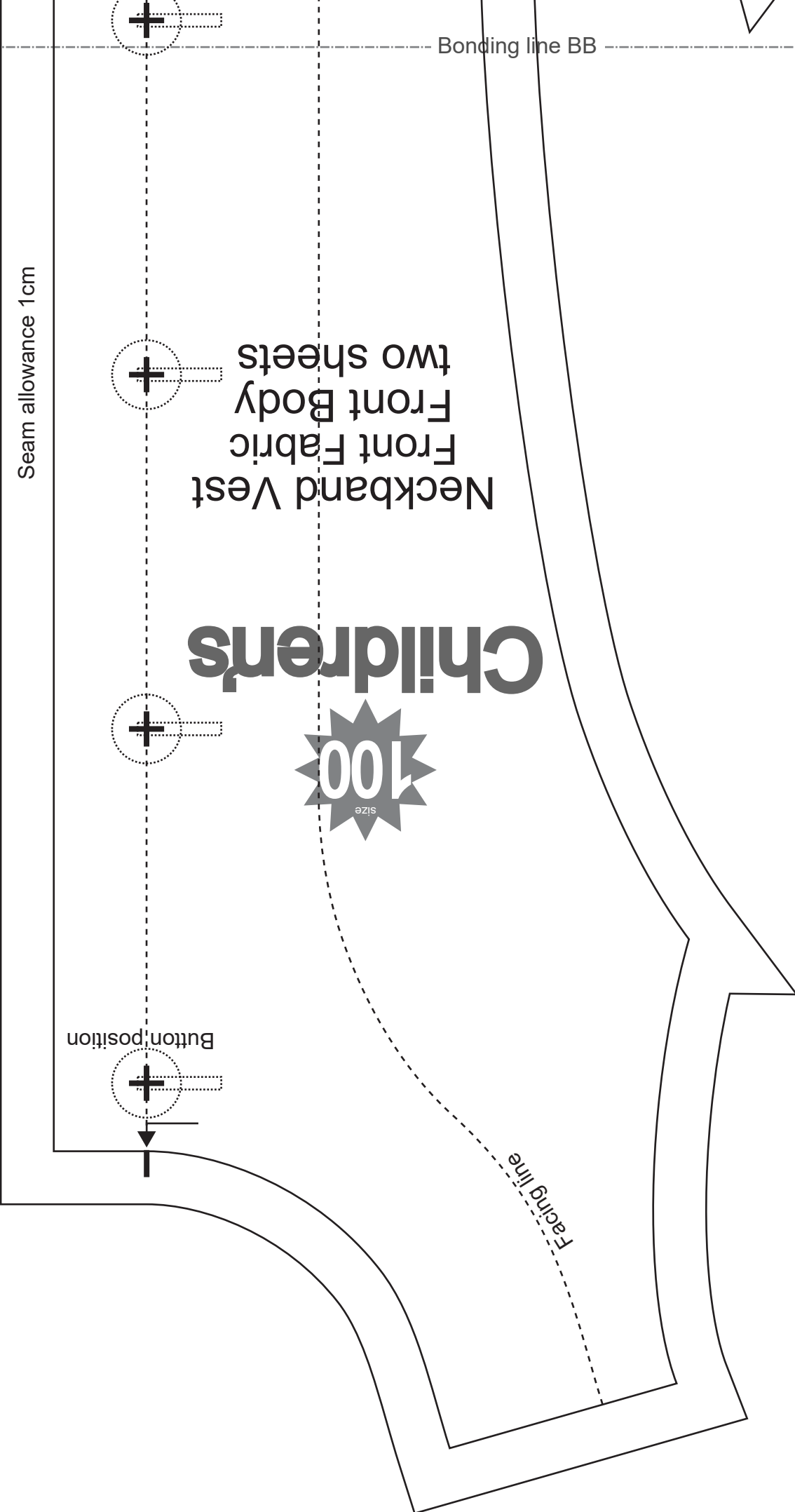
Neckband Vest
Front Fabric
Front Body
two sheets



Button position



Facing line



Neckband
Front Fabric
Back Fabric
two sheets

Bonding line Ab

Grain Line



Neckband Vest
Back Body
Lining Fabric
two sheets

Grain Line



Please check here for the required fabric length images, cutting reference images, and the step-by-step sewing instructions. <https://dr-cos.info/ftp-neckbandvest.html>





Seam allowance 1cm

Facing line

Bonding line Bb

Neckband Vest collar
Front Fabric two sheets
Fusible interlining one sheets

Grain Line

Symmetry

Seam allowance 1cm

DRCOS
SITE <https://dr-cos.info/en> <https://dr-cos.com/pt>
MAIL info@dr-cos.com
Twitter <https://twitter.com/dr-cos>
Pinterest <https://www.pinterest.jp/dr-cos/info>

Grain Line

Neckband Vest
Facing
Fusible interlining
one sheets

Seam allowance 1cm



Bonding line CB

Bonding line A

DRCOS
SITE <https://dr-cos.info/en> <https://dr-cos.com/pt>
MAIL info@dr-cos.com
Twitter <https://twitter.com/dr-cos>
Pinterest <https://www.pinterest.jp/dr-cos/info>

Seam allowance 1cm

Bonding line Bc

