

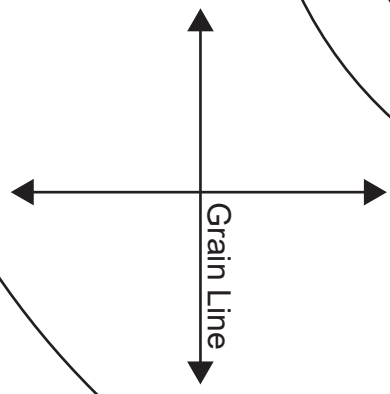
DRCOS
SITE: <https://dr-cos.info/en> <https://dr-cos.com/jp/>
MAIL: info@dr-cos.com
Twitter: <https://twitter.com/dr-cos.com>
Pinterest: <https://www.pinterest.jp/dr-cosinfo>

size **M**

Seam allowance 1cm

Bonding line Aa


Minih
Brin
two sho



○ Baste

Bonding line AA

DRCOS
 SITE [https://dr-cos.info\(en\)](https://dr-cos.info(en)) [https://dr-cos.com\(jp\)](https://dr-cos.com(jp))
 MAIL info@dr-cos.com
 Twitter https://twitter.com/drcos_com
 pinterest <https://www.pinterest.jp/drcosinfo>



Mini
Side
one s

Search

Bonding line Ba

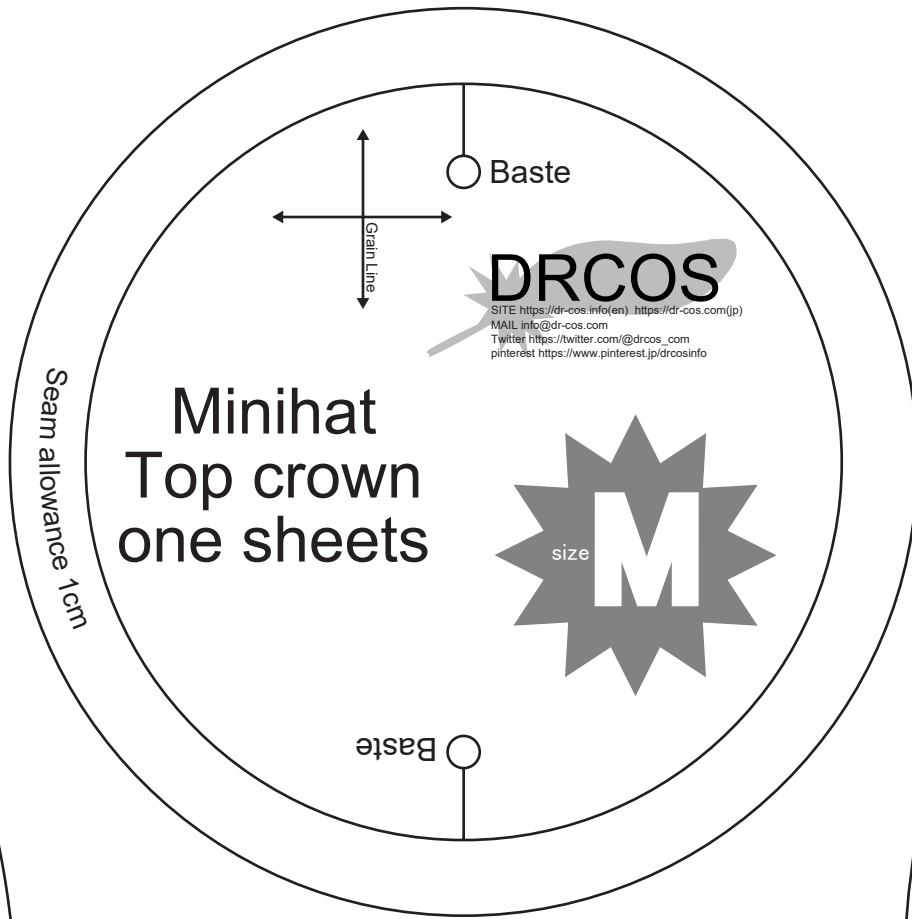


Minihat
Side crown
interfacing(heavy we
one sheets

DR COS
cos.com/jp

Bonding line Aa

Minihat
Brim
sheets

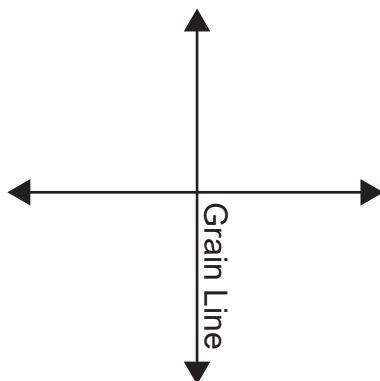


Bonding line BA



○ Baste

Minihat wide crown ne sheets



allowance 1cm

Bonding line Ba

Bonding line Bb

yn
(y weight)
ts



DRCOS

SITE <https://dr-cos.info/en> <https://dr-cos.com/jp>
MAIL info@dr-cos.com
Twitter https://twitter.com/@drcos_com
pinterest <https://www.pinterest.jp/drcosinfo>

Please check here for the required fabric length images, cutting reference images, and the step-by-step sewing instructions.
<https://dr-cos.info/fp-minihat.html>



Minihat
brim
interfacing(heavy weight)
one sheets