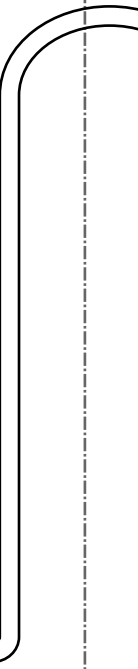

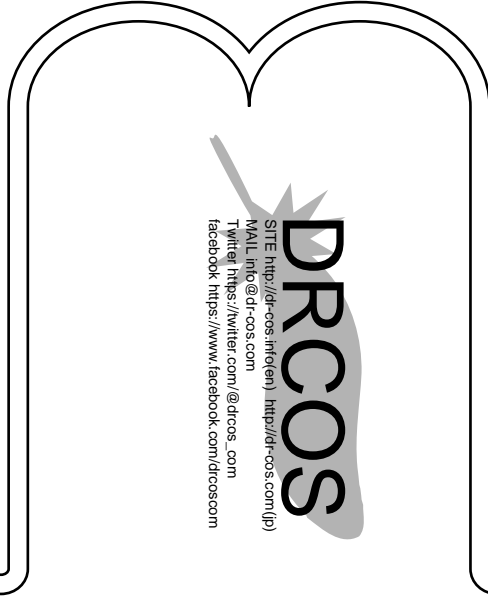

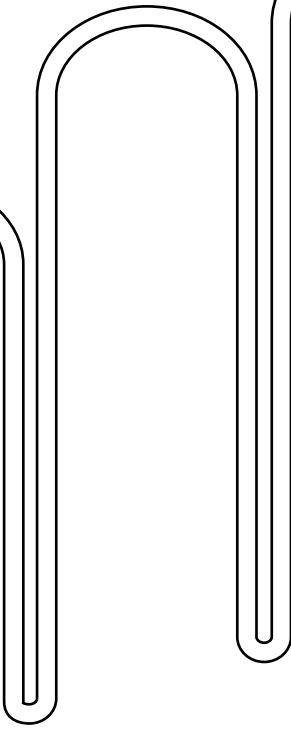



Home  
Back to Lageglove page

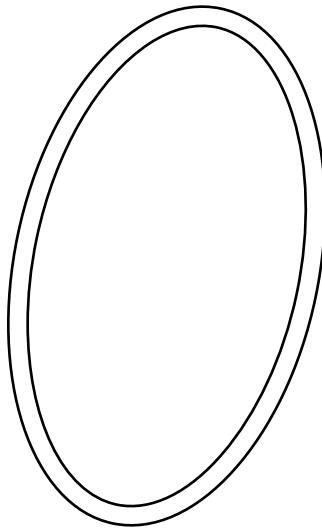
**DRCOS**  
SITE <http://dr-cos.info/en/> <http://dr-cos.com/jp/>  
MAIL [info@dr-cos.com](mailto:info@dr-cos.com)  
Twitter [@drcos\\_com](https://twitter.com/@drcos_com)  
facebook <https://www.facebook.com/drcos.com>



Seam allowance 1/10in.



Grain Line



**LADIES**

Largeglove  
base  
two sheets

Bonding line Aa



How to make(Japanese page)

3fold

Seam allowance 1/2in.

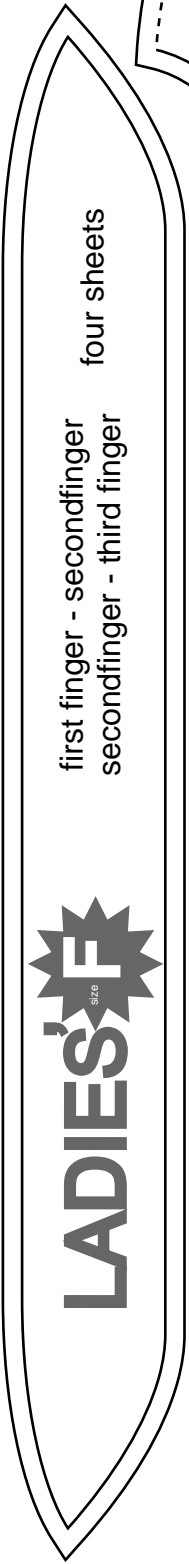

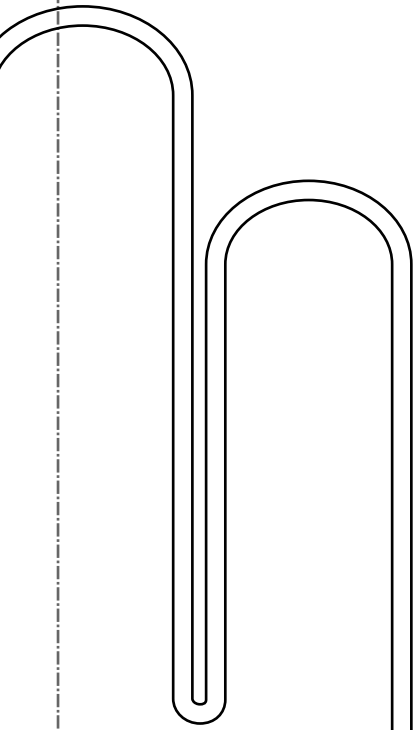
Bonding line AA

S  
e  
S



(see page)


Bonding line Aa



**LADIES'** 


first finger - second finger  
second finger - third finger

four sheets




**DRCOS**

**LADIES'**



Large glove  
thumb  
two sheets

Grain Line



**LADIES'** 

third finger - fourth finger  
two sheets

Bonding line BA

Bonding line Ab