
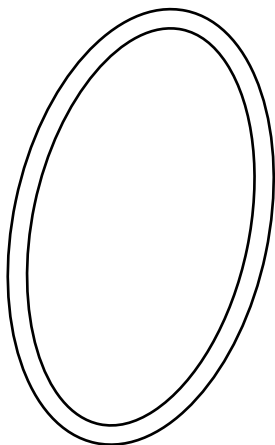
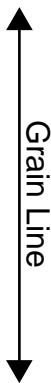


[Home](#)  
[Back to Lageglove page](#)



**DRCOS**  
SITE <http://dr-cos.info/en/> <http://dr-cos.com/jp/>  
MAIL [info@dr-cos.com](mailto:info@dr-cos.com)  
Twitter [https://twitter.com/dr\\_cos](https://twitter.com/dr_cos)  
facebook <https://www.facebook.com/drcoscom>

Seam allowance 1/10in.



**Children's** <sup>size</sup> **F** Bonding line Aa

Largeglove  
base  
two sheets



How to make(Japanese page)

3fold

Seam allowance 1/2in.


Bonding line AA



Bonding line Aa


**DRCOS**  
SITE <http://dr-cos.info/en> <http://dr-cos.com/jp>  
 EMAIL [info@dr-cos.com](mailto:info@dr-cos.com)  
 Twitter [https://twitter.com/drcos\\_com](https://twitter.com/drcos_com)  
 facebook <https://www.facebook.com/drcoscom>

**Children's**


size 

Grain Line

**Large glove thumb**  
**two sheets**

**Children's** 

third finger - fourth finger two sheets

**Children's** 

first finger - second finger  
 second finger - third finger four sheets

Bonding line Ab

Bonding line BA