

Bonding line Aa

Bonding line AA

**MEN**

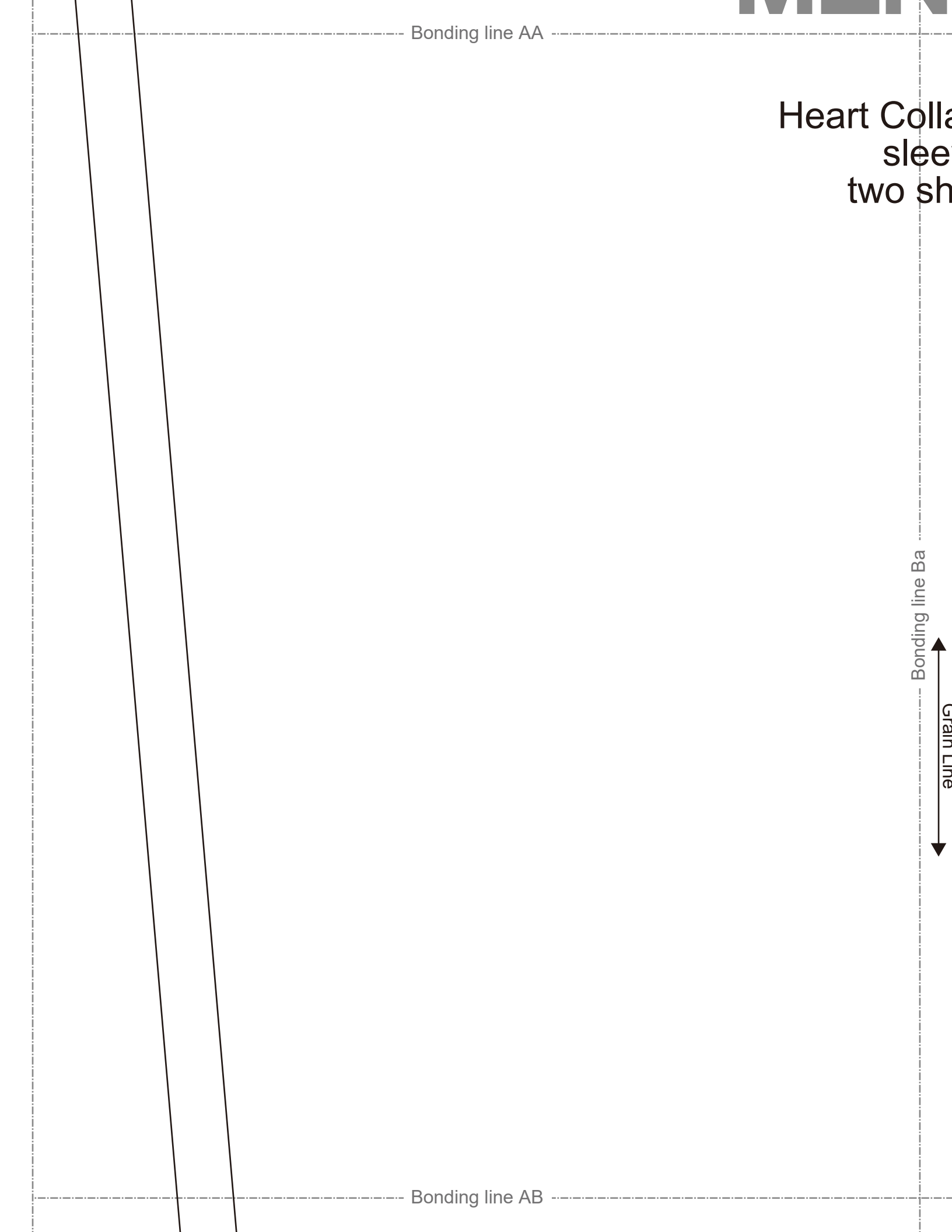
Bonding line AA

Heart Colla  
slee  
two sh

Bonding line Ba

Grain Line

Bonding line AB



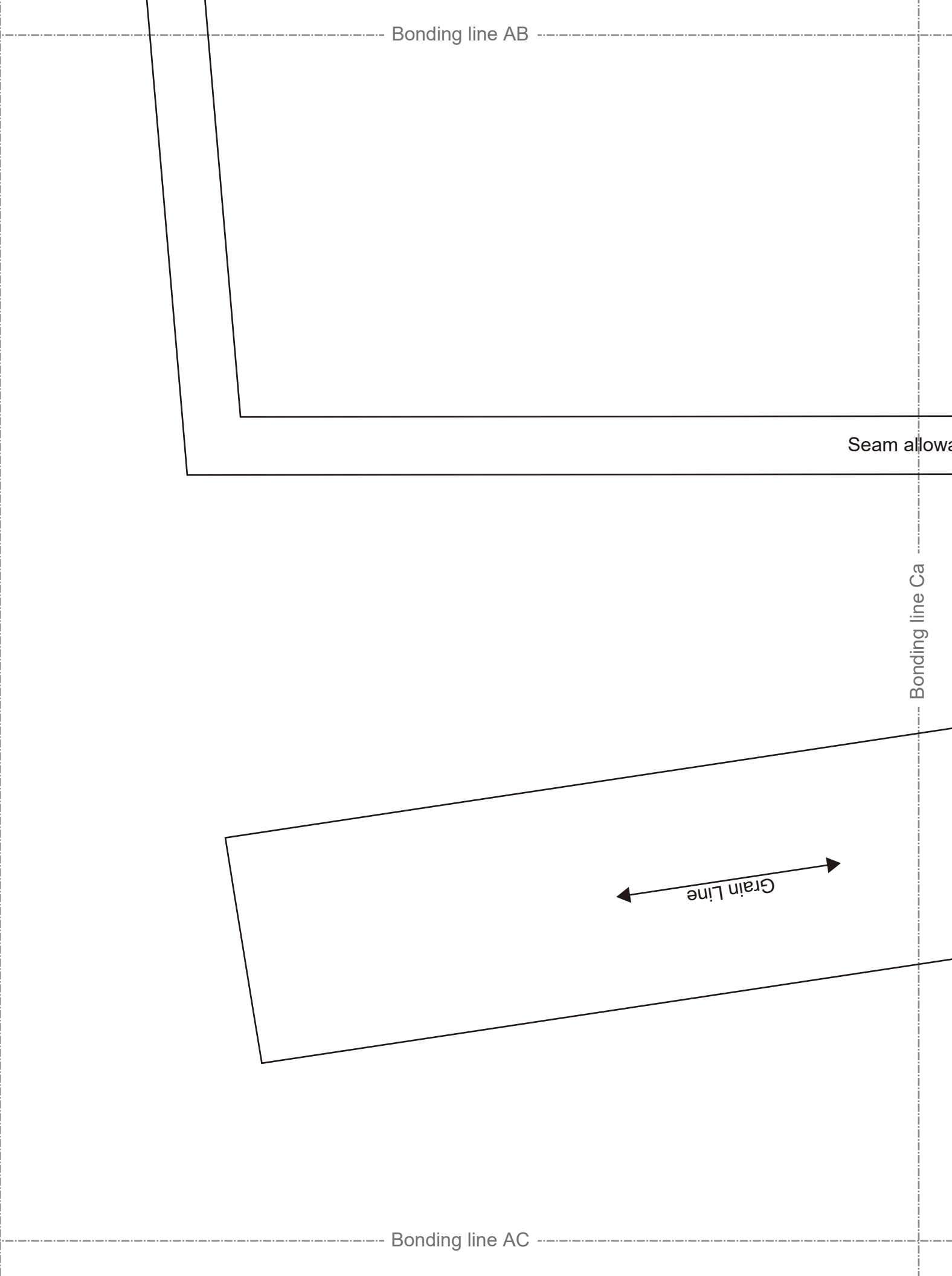
Bonding line AB

Seam allowa

Bonding line Ca


Grain Line

Bonding line AC



Bonding line Aa

Bonding line Ab



Bonding line BA

# Collar Jacket sleeve no sheets

Bonding line BA

Bonding line Ba



Grain Line

Bonding line Bb

Bonding line BB

Bonding line BB



m allowance 1/2in.

Bonding line Ca

Heart Collar Jacket  
 Front body facing  
 two sheets  
 Fusible interlining  
 two sheets

Bonding line Cb

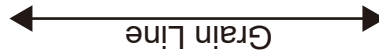
Bonding line BC

Bonding line BC

Bonding line Da

Bonding line Db


bias



**DRCOS**  
 SITE <http://dr-cos.info/en/> <http://dr-cos.com/fp>  
 MAIL [info@dr-cos.com](mailto:info@dr-cos.com)  
 Twitter [https://twitter.com/@drcos\\_com](https://twitter.com/@drcos_com)  
 facebook <https://www.facebook.com/drcoscom>

Bonding line BD

Bonding line Ab



Heart Collar Jacket  
Collar two sheets  
Fusible interlining one she

Seam allowance 1/2in.

Seam allowance 1/2in.

Bonding line CA

Heart Collar Jacket  
Front body  
two sheets



Grain Line  
Bonding line AC



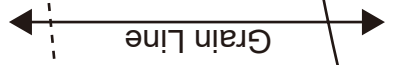


Size

Bonding line CA

2in.

cket  
ets  
ne sheets



bias

**DRCOS**  
 SITE: <http://drcos.info/en> <http://drcos.com/jp>  
 MAIL: [info@drcos.com](mailto:info@drcos.com)  
 TWITTER: <https://twitter.com/drcos>  
 FACEBOOK: <https://www.facebook.com/drcos.com>

Bonding line Bb

Bonding line Bc

Epaulette Position

Bonding line CB

Bonding line CB

MEN'S

Grain Line

Bonding line Cb

MEN'S  
size

Facing Cut Line

Seam allowance 1/2in.

Bonding line Cc

**DRCOS**

SITE [http://dr-cos.info\(en\)](http://dr-cos.info(en)) [http://dr-cos.com\(jp\)](http://dr-cos.com(jp))  
MAIL [info@dr-cos.com](mailto:info@dr-cos.com)  
Twitter [https://twitter.com/drcos\\_com](https://twitter.com/drcos_com)  
facebook <https://www.facebook.com/drcoscom>

Bonding line CC

Bonding line CC

Bonding line Db

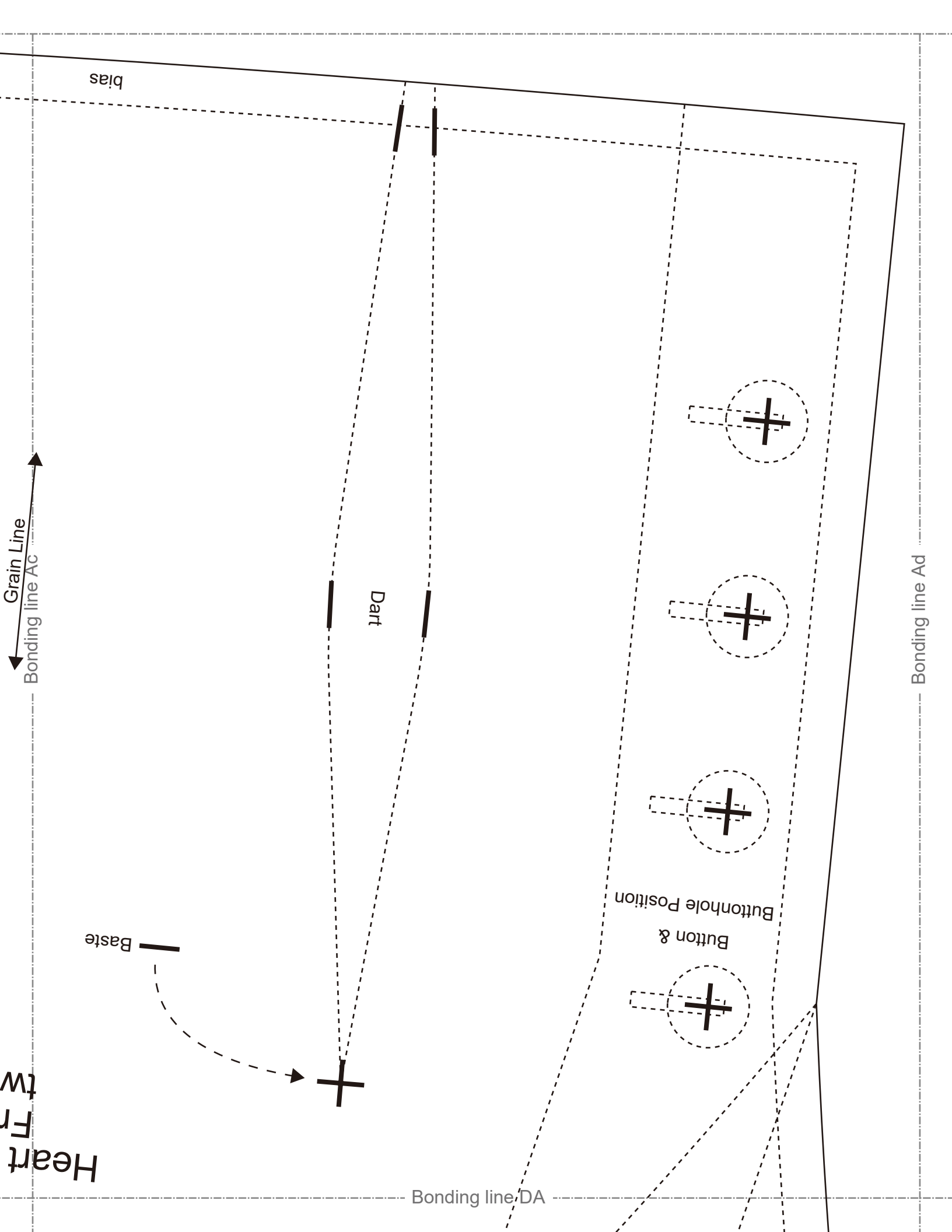
Bonding line Dc

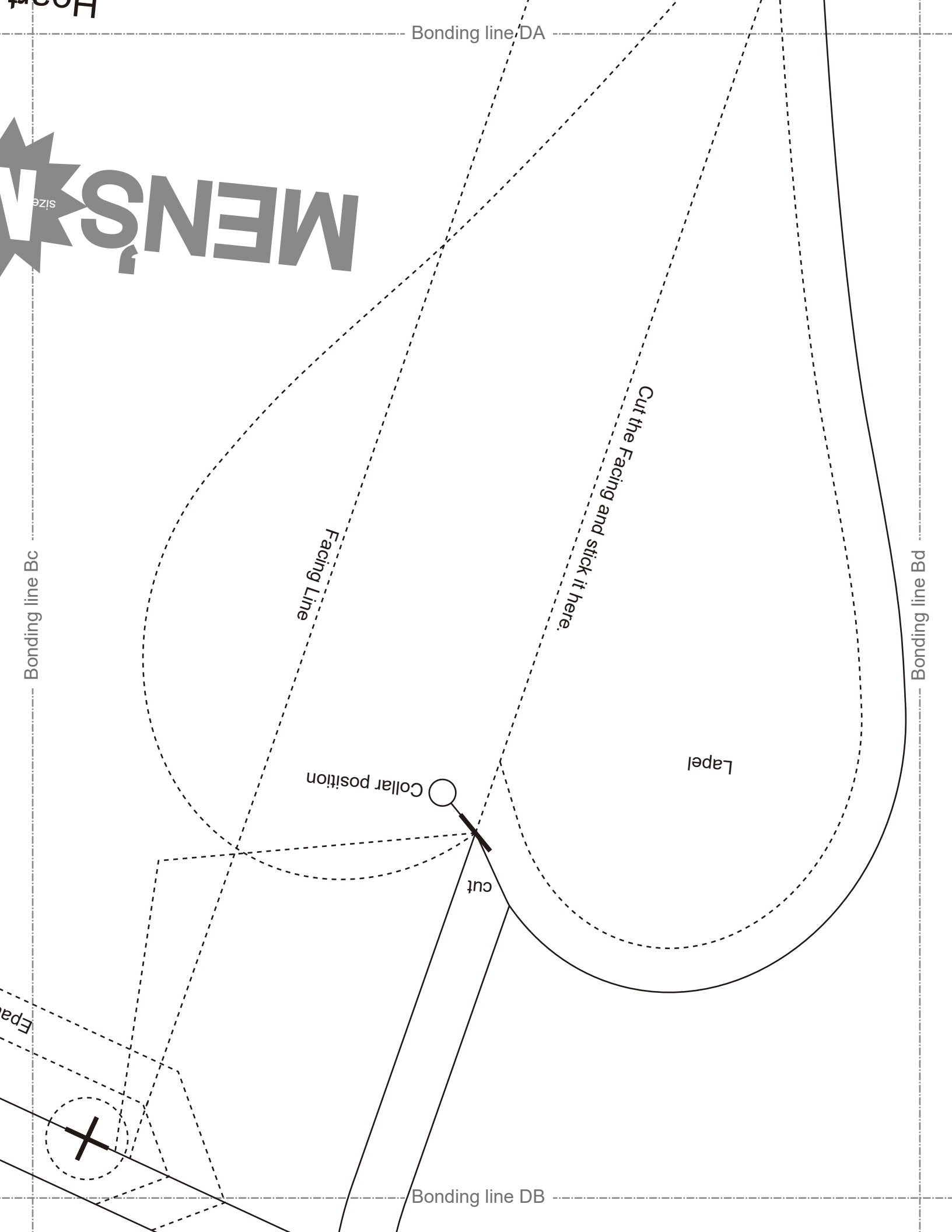


Heart Collar Jacket  
Back body  
two sheets

Seam allowance 1/2in.

Bonding line CD





size  
**MEN'S**

Bonding line DA

Bonding line Bc

Facing Line

Cut the Facing and stick it here.

Bonding line Bd

Label

Collar position


cut

Epa

Bonding line DB

Bonding line DB

Seam allowance 1/2in.

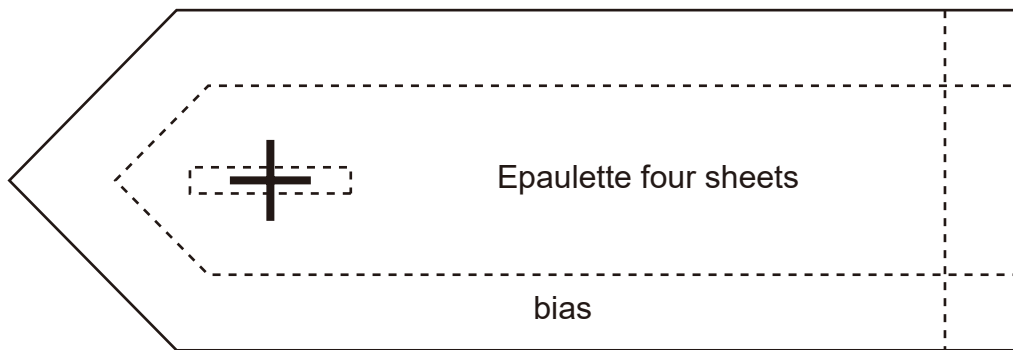


Heart Collar Jacket  
Back body facing  
one sheets  
Fusible interlining  
one sheets

**DRCOS**

Site: <http://drcos.info/en/> <http://drcos.com/>  
Mail: [info@drcos.com](mailto:info@drcos.com)  
Twitter: <https://twitter.com/drcos>  
Facebook: <https://www.facebook.com/drcoscm>

Bonding line Cc



Epaulette four sheets

bias

Bonding line Cd

Bonding line DC

