

**ME**

Seam allowance 1cm

Bias

Bonding line AA

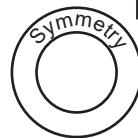
Bonding line Aa

Bonding line AA

Bias

Bonding line Ba

MEN'S **LL** size



Halternecktop  
Front Body  
one sheets



Bonding line AB

Bonding line AB



Please check here for the  
required fabric length images,  
cutting reference images,  
and the step-by-step sewing instructions.  
<https://dr-cos.info/fp-halternecktop.html>



Bonding line Ca

Seam allowance 1cm

Bonding line AC

MEN'S **LL** size

Halternecktop  
Neck  
one sheets

Seam allowance 1cm

Bonding line Aa

Bonding line Ab

How to make bias tape.  
Please refer to this page  
<https://www.dr-cos.info/kt-biastape.html>



How to sew  
Please refer  
<https://www.>



Bonding line BA

Bonding line BA

Bonding line Ba

Bonding line Bb

ewing machine).

Bonding line BB

**DRCOS**

SITE <https://dr-cos.info/en> <https://dr-cos.com/jp>  
MAIL [info@dr-cos.com](mailto:info@dr-cos.com)  
Twitter [@drcos\\_com](https://twitter.com/@drcos_com)  
pinterest <https://www.pinterest.jp/drcosinfo>

Bonding line Ca



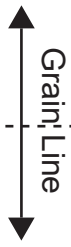
How to Serge/overlock (sewing machine & overlock sewing machine)  
Please refer to this page  
<https://www.dr-cos.info/kt-serge.html>

Bonding line BB



Bonding line BC

Bonding line Cb



**DRCOS**

SITE <https://dr-cos.info/en> <https://dr-cos.com/jp>  
MAIL [info@dr-cos.com](mailto:info@dr-cos.com)  
Twitter [@drcos\\_com](https://twitter.com/@drcos_com)  
pinterest <https://www.pinterest.jp/drcosinfo>

Bonding line Ab

Bonding line Ac

pe.html

to sew bias tape.

se refer to this page

[://www.dr-cos.info/kt-biastape3.html](https://www.dr-cos.info/kt-biastape3.html)

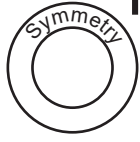
*Bias*



Bonding line CA

Bonding line CA

# MEN'S **LL** size



Halternecktop  
Back Body  
one sheets



Bonding line Bb



Bonding line Bc

Seam allowance 1cm

Bonding line CB