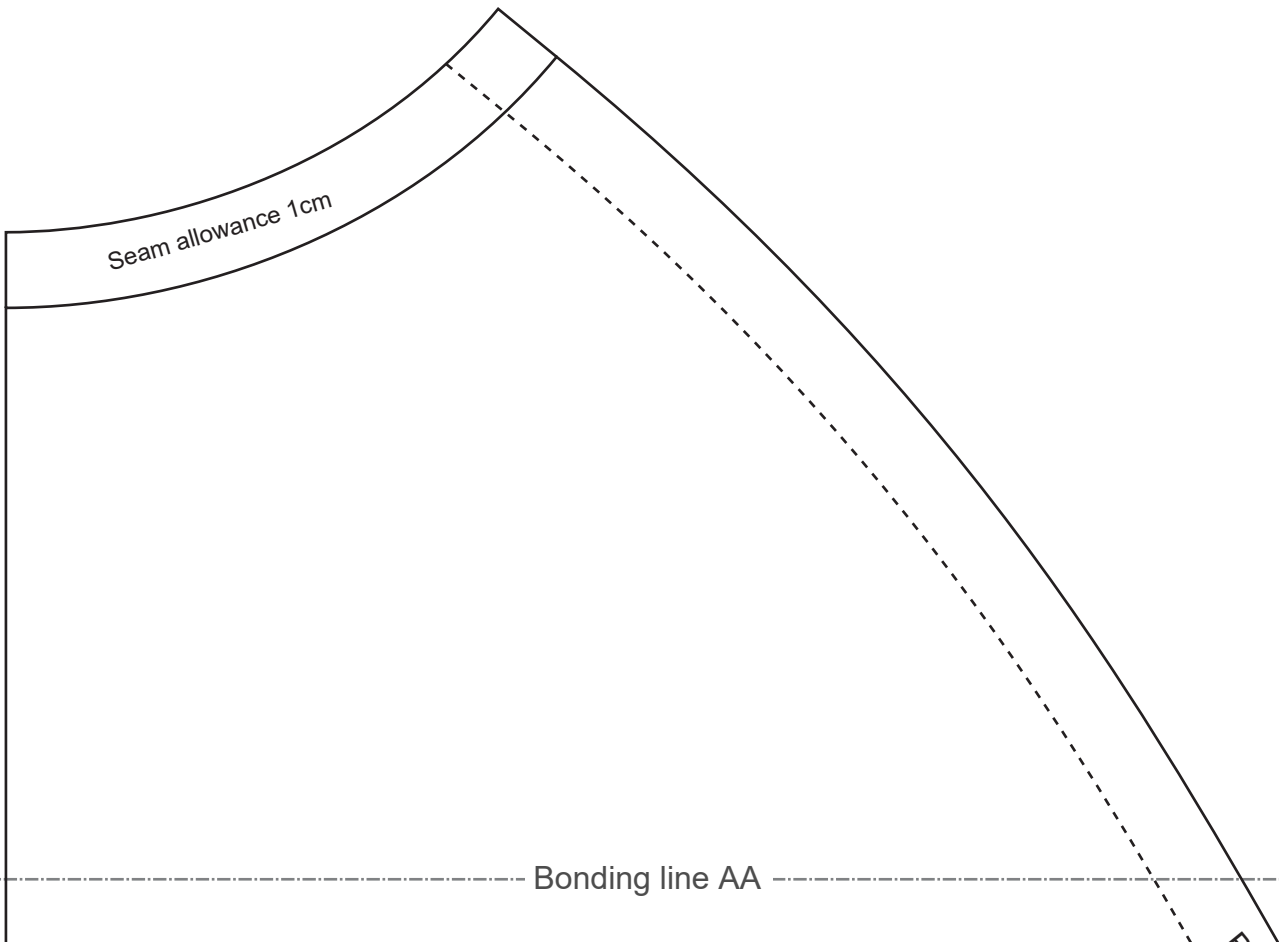


ME



Seam allowance 1cm

Bonding line AA

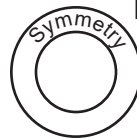
Bonding line Aa

Bonding line AA

Bias

Bonding line Ba

MEN'S  size L



Halternecktop
Front Body
one sheets



Bonding line AB

Bonding line AB



Bonding line Ca

Please check here for the
required fabric length images,
cutting reference images,
and the step-by-step sewing instructions.
<https://dr-cos.info/fp-halternecktop.html>



Seam allowance 1cm

Bonding line AC

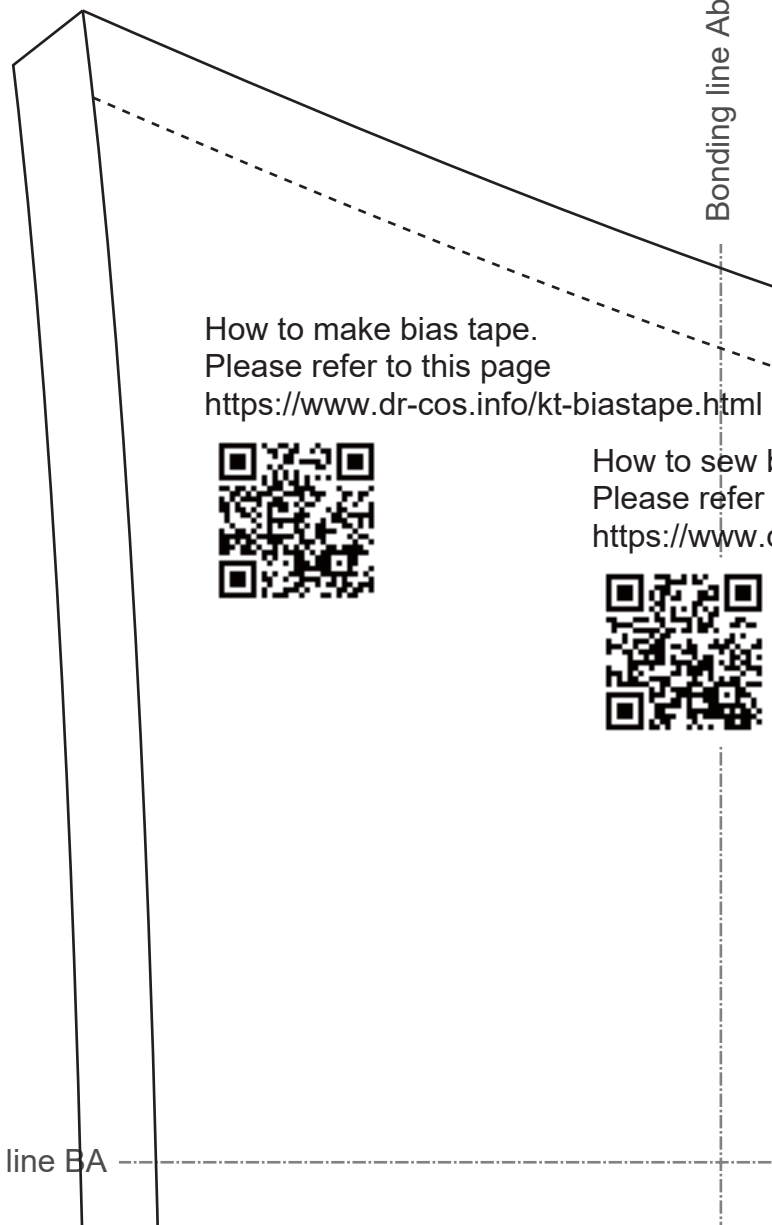
MEN'S size L

Halternecktop Neck one sheets

Seam allowance 1cm

Bonding line Aa

Bonding line Ab



How to make bias tape.
Please refer to this page
<https://www.dr-cos.info/kt-biastape.html>



How to sew halterneck
Please refer to this page
<https://www.dr-cos.info/kt-halterneck.html>



Bonding line BA

Bonding line BA

Bonding line Ba

Bonding line Bb

ng machine).

Bonding line BB

DRCOS

SITE [https://dr-cos.info\(en\)](https://dr-cos.info(en)) [https://dr-cos.com\(jp\)](https://dr-cos.com(jp))

MAIL info@dr-cos.com

Twitter https://twitter.com/@drcos_com

pinterest <https://www.pinterest.jp/drcosinfo>

Bonding line Ca



How to Serge/overlock (sewing machine & overlock sewing machine)
Please refer to this page
<https://www.dr-cos.info/kt-serge.html>

Bonding line BB



Bonding line BC

Bonding line Cb

Grain Line

DRCOS

SITE <https://dr-cos.info/en> <https://dr-cos.com/jp>
MAIL info@dr-cos.com
Twitter https://twitter.com/drcos_com
pinterest <https://www.pinterest.jp/drcosinfo>

Bonding line Ab

Bonding line Ac

oe.html

to sew bias tape.

se refer to this page

<https://www.dr-cos.info/kt-biastape3.html>

Bias



Bonding line CA

MEN'S size L

 Halternecktop
Back Body
one sheets



Bonding line Bb



Bonding line Bc

Seam allowance 1cm