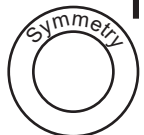


Seam allowance 1cm

Bias

Bonding line Aa



Halternecktop Front Body one sheets

Bonding line AA

nine)

Bonding line AA



Please check here for the required fabric length images, cutting reference images, and the step-by-step sewing instructions.
<https://dr-cos.info/fp-halternecktop.html>



Seam allowance 1cm

Bonding line AB

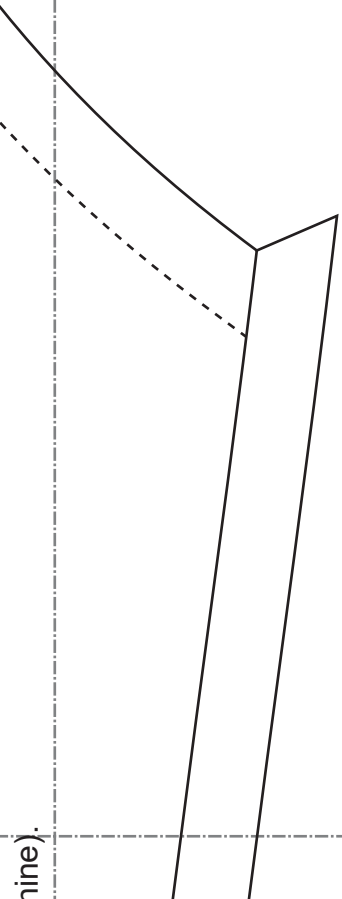
How to Serge/overlock (sewing machine & overlock sewing machine).
Please refer to this page
<https://www.dr-cos.info/kt-serge.html>

DRCOS


SITE [https://dr-cos.info\(en\)](https://dr-cos.info(en)) <https://dr-cos.info/>
MAIL info@dr-cos.com
Twitter <https://twitter.com/@drcos>
pinterest <https://www.pinterest.jp/drcosi>

nine).

Bonding line Aa



Seam allowance 1cm



Bonding line BA



Bonding line Ab

How to Serge/overlock (sewing machine & overlock sewing machine).

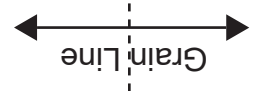
Bonding line BA Please refer to this page

<https://www.dr-cos.info/kt-serge.html>

ance 1cm

Bonding line BA

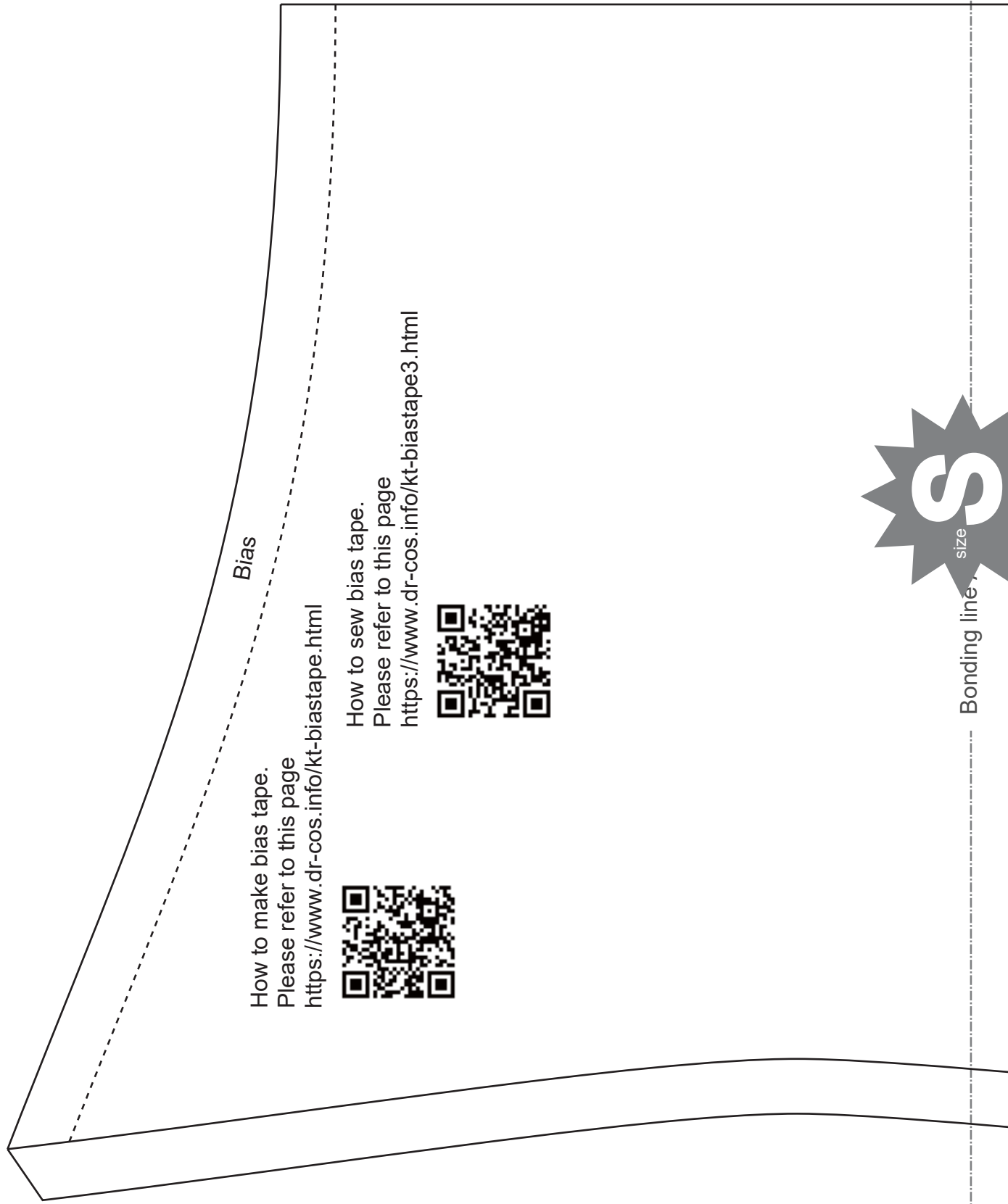
Halternecktop Neck one sheets



SITE <https://dr-cos.info/en> [https://dr-cos.com\(jp\)](https://dr-cos.com(jp))
MAIL m@drcos.com
Twitter https://twitter.com/drcos_com
Pinterest <https://www.pinterest.jp/drcosinfo>

Bonding line BB

Bonding line Bb



How to make bias tape.
Please refer to this page
<https://www.dr-cos.info/kt-biastape.html>



How to sew bias tape.
Please refer to this page
<https://www.dr-cos.info/kt-biastape3.html>



Bonding line



Halternecktop Back Body one sheets



Grain Line



SITE: <https://dr-cos.info/en> <https://dr-cos.com/jp>
MAIL: info@dr-cos.com
Twitter: [@drcos_com](https://twitter.com/@drcos_com)
Pinterest: <https://www.pinterest.jp/drcosinfo>

Seam allowance 1cm

Bonding line DA

Bonding line Ad