

Bonding line Aa

How to Serge/overlock (S)  
Please refer to this page  
<https://www.dr-cos.info/k>

Please check here for the  
required fabric length images,  
cutting reference images,  
and the step-by-step sewing instructions.  
<https://dr-cos.info/fp-halternecktop.html>

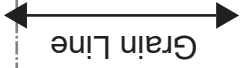


Seam allowance 1cm

Bonding line AA



# Halternecktop Front Body one sheets



Bonding line Aa

Bonding line Ab



erlock (sewing machine & overlock sewing machine).  
his page  
os.info/kt-serge.html

Bonding line BA

Bonding line Ab

Bonding line Ac

Seam allowance 1 cm

Bias

Bias

How to make bias tape.  
Please refer to this page  
<https://www.dr-cos.info/kt-biastape.html>



How to sew bias tape.  
Please refer to this page  
<https://www.dr-cos.info/kt-biastape3.html>



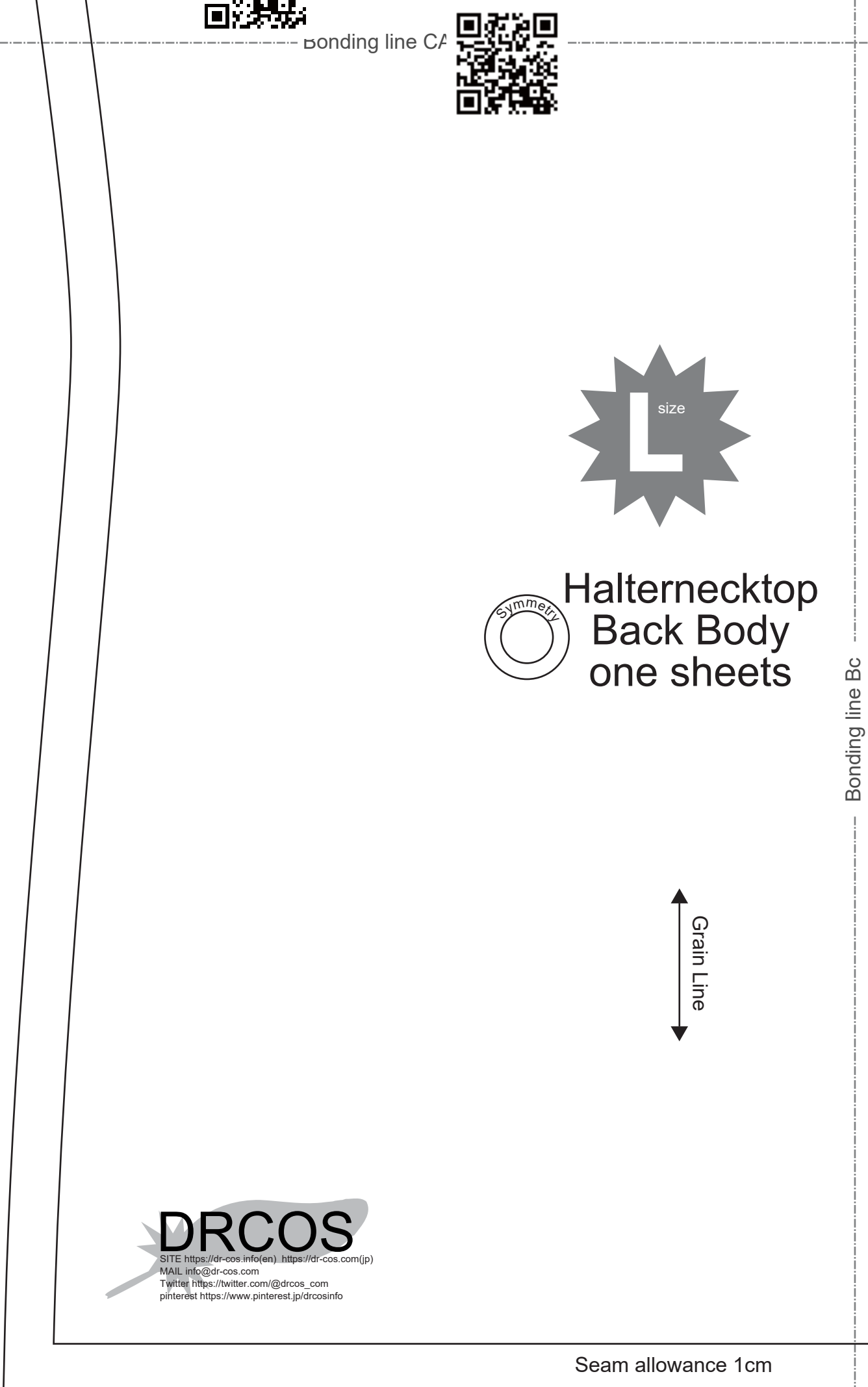
Bonding line CA



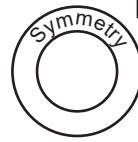

Bonding line CA



Bonding line Bb



Bonding line Bc



# Halternecktop Back Body one sheets



**DRCOS**  
 SITE [https://dr-cos.info\(en\)](https://dr-cos.info(en)) [https://dr-cos.com\(jp\)](https://dr-cos.com(jp))  
 MAIL [info@dr-cos.com](mailto:info@dr-cos.com)  
 Twitter [@drcos\\_com](https://twitter.com/@drcos_com)  
 pinterest <https://www.pinterest.jp/drcosinfo>

Seam allowance 1cm

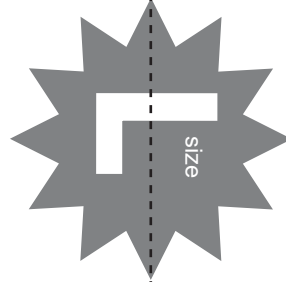
Bonding line CB

Bonding line Ac

Bonding line Ad

Bonding line DA

Se



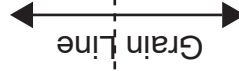
Bonding line Bc



Bonding line DA

Seam allowance 1 cm

# Halternecktop Neck one sheets



SITE <https://drcos.info/en> <https://drcos.com/jp>  
MAIL [info@drcos.com](mailto:info@drcos.com)  
Twitter [https://twitter.com/drcos\\_com](https://twitter.com/drcos_com)  
Pinterest <https://www.pinterest.jp/drcosinfo>

Bonding line Bd

Bonding line DB