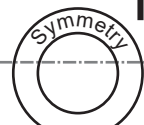
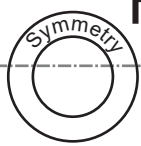


Children's **140**
size



Halternecktop
Front Body
one sheets



Halternecktop Front Body one sheets



Please check here for the required fabric length images, cutting reference images, and the step-by-step sewing instructions.
<https://dr-cos.info/fp-halternecktop.html>



How to Serge/overlock (sewing machine & overlock sewing machine).
Please refer to this page
<https://www.dr-cos.info/kt-serge.html>

DRCOS
SITE [https://dr-cos.info\(en\)](https://dr-cos.info(en)) [https://dr-cos.com\(jp\)](https://dr-cos.com(jp))
MAIL info@dr-cos.com
Twitter https://twitter.com/drcos_com
pinterest <https://www.pinterest.jp/drcosinfo>

Seam allowance 1cm

Bonding line AB

Bonding line Ba

Children's ^{size} 140

Halterneck
Neckline
one shoulder

Seam allowance 1cm

Bonding line Aa

Bonding line Ab

How to make bias tape.
Please refer to this page
<https://www.dr-cos.info/kt-biastape.html>



How to sew bias tape.
Please refer to this page
<https://www.dr-cos.info/kt-biastape3.html>

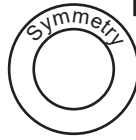


Children's ^{size} 140

Bonding line BA

Halterneck

Bonding line BA



Halternecktop Back Body one sheets



Bonding line Ba

Bonding line Bb

DRCOS
SITE [https://dr-cos.info\(en\)](https://dr-cos.info(en)) [https://dr-cos.com\(jp\)](https://dr-cos.com(jp))
MAIL info@dr-cos.com
Twitter https://twitter.com/drcos_com
pinterest <https://www.pinterest.jp/drcosinfo>

Seam allowance 1cm

Bonding line BB

ternecktop
Neck
e sheets



DRCOS

SITE [https://dr-cos.info\(en\)](https://dr-cos.info(en)) [https://dr-cos.com\(jp\)](https://dr-cos.com(jp))
MAIL info@dr-cos.com
Twitter https://twitter.com/@drcos_com
pinterest <https://www.pinterest.jp/droosinfo>

Bonding line Ab

Bonding line Ac

Bonding line CA