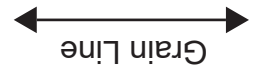


# Children's <sup>size</sup> 120

Seam



Please check here for the required fabric length images, cutting reference images, and the step-by-step sewing instructions. <https://dr-cos.info/ftp-halternecktop.html>



Bonding line Aa

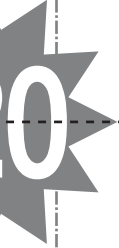


How to Serge/overlock (sewing machine & overlock)  
Please refer to this page  
<https://www.dr-cos.info/kt-serge.html>

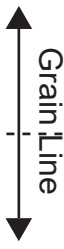
Seam allowance 1cm



Bonding line AA



# Halternecktop Neck one sheets



## DRCOS

SITE [https://dr-cos.info\(en\)](https://dr-cos.info(en)) <https://dr-cos.com>  
MAIL [info@dr-cos.com](mailto:info@dr-cos.com)  
Twitter [@drcos\\_jcom](https://twitter.com/@drcos_jcom)  
pinterest <https://www.pinterest.jp/drcosinfo>

Seam allowance 1cm



Bonding line Aa



# Halternecktop Front Body one sheets

# Children's size 120

Bonding line Ab

Bias



& overlock sewing machine).

Bonding line BA

OS

) [https://dr-cos.com\(jp\)](https://dr-cos.com/jp)

@drcos\_com  
erest.jp/drcosinfo

Bonding line Ab

Seam allowance 1cm

*Bias*

How to make bias tape.  
Please refer to this page  
<https://www.dr-cos.info/kt-biastape.html>



How to sew bias tape.  
Please refer to this page  
<https://www.dr-cos.info/kt-biastape3.html>

Bonding line CA

Bonding line Ac

How to sew bias tape.

Please refer to this page

<https://www.dr-cos.info/kt-biastape3.html>



# Children's



size



Halternecktop  
Back Body  
one sheets



## DRCOS

SITE [https://dr-cos.info\(en\)](https://dr-cos.info(en)) [https://dr-cos.com\(jp\)](https://dr-cos.com(jp))

MAIL [info@dr-cos.com](mailto:info@dr-cos.com)

Twitter [@drcos\\_com](https://twitter.com/@drcos_com)

pinterest <https://www.pinterest.jp/drcosinfo>

Seam allowance 1cm

Bonding line Bb

Bonding line Bc

Bonding line CB