

Children's ^{size} 100

Seam a

Pattern pieces
Front Body
one sheets



Please check here for the required fabric length images, cutting reference images, and the step-by-step sewing instructions. <https://dr-cos.info/fp-halternecktop.html>



How to Serge/overlock (sewing machine & overlock sewing machine)
Please refer to this page
<https://www.dr-cos.info/kt-serge.html>

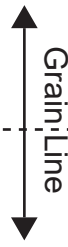


DRCOS
SITE <https://dr-cos.info/en> | <https://dr-cos.com/jp>
MAIL info@dr-cos.com
Twitter [@dracos_com](https://twitter.com/@dracos_com)
Pinterest <https://www.pinterest.jp/dracosinfo>

Seam allowance 1 cm

Bonding line AA

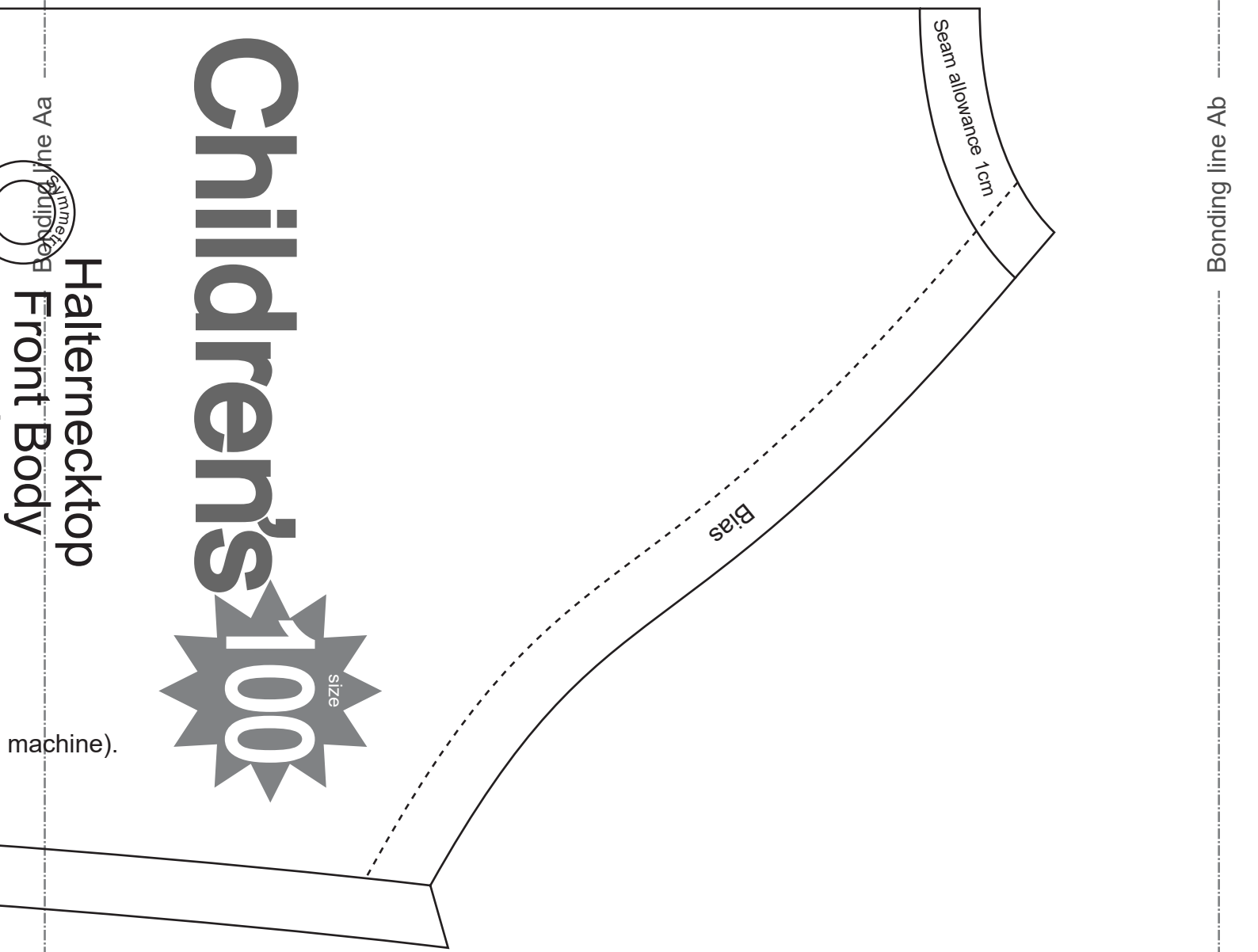
Halternecktop Neck one sheets



DRCOS

SITE [https://dr-cos.info\(en\)](https://dr-cos.info(en)) <https://dr-cos.com>
MAIL info@dr-cos.com
Twitter https://twitter.com/@drcos_cdm
pinterest <https://www.pinterest.jp/drcosinfo>

Seam allowance 1cm



Children's
size
100

Halternecktop
Front Body

Bonding line BA

Bonding line Ab

Bonding line Aa

(machine).

OS

[https://dr-cos.com\(jp\)](https://dr-cos.com(jp))

drcos_cdm@st.jp/drcosinfo

Bonding line Ab

Bias

How to make bias tape.
Please refer to this page
<https://www.dr-cos.info/kt-biastape.html>



How to sew bias tape.
Please refer to this page
<https://www.dr-cos.info/kt-biastape3.html>



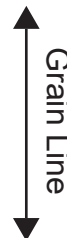
Children's ^{size} 100



Halternecktop
Back Body
one sheets



Bonding line Ac



DRCOS

SITE [https://dr-cos.info\(en\)](https://dr-cos.info(en)) [https://dr-cos.com\(jp\)](https://dr-cos.com(jp))
MAIL info@dr-cos.com
Twitter https://twitter.com/drcos_com
pinterest <https://www.pinterest.jp/drcosinfo>

Seam allowance 1cm

Bonding line CA