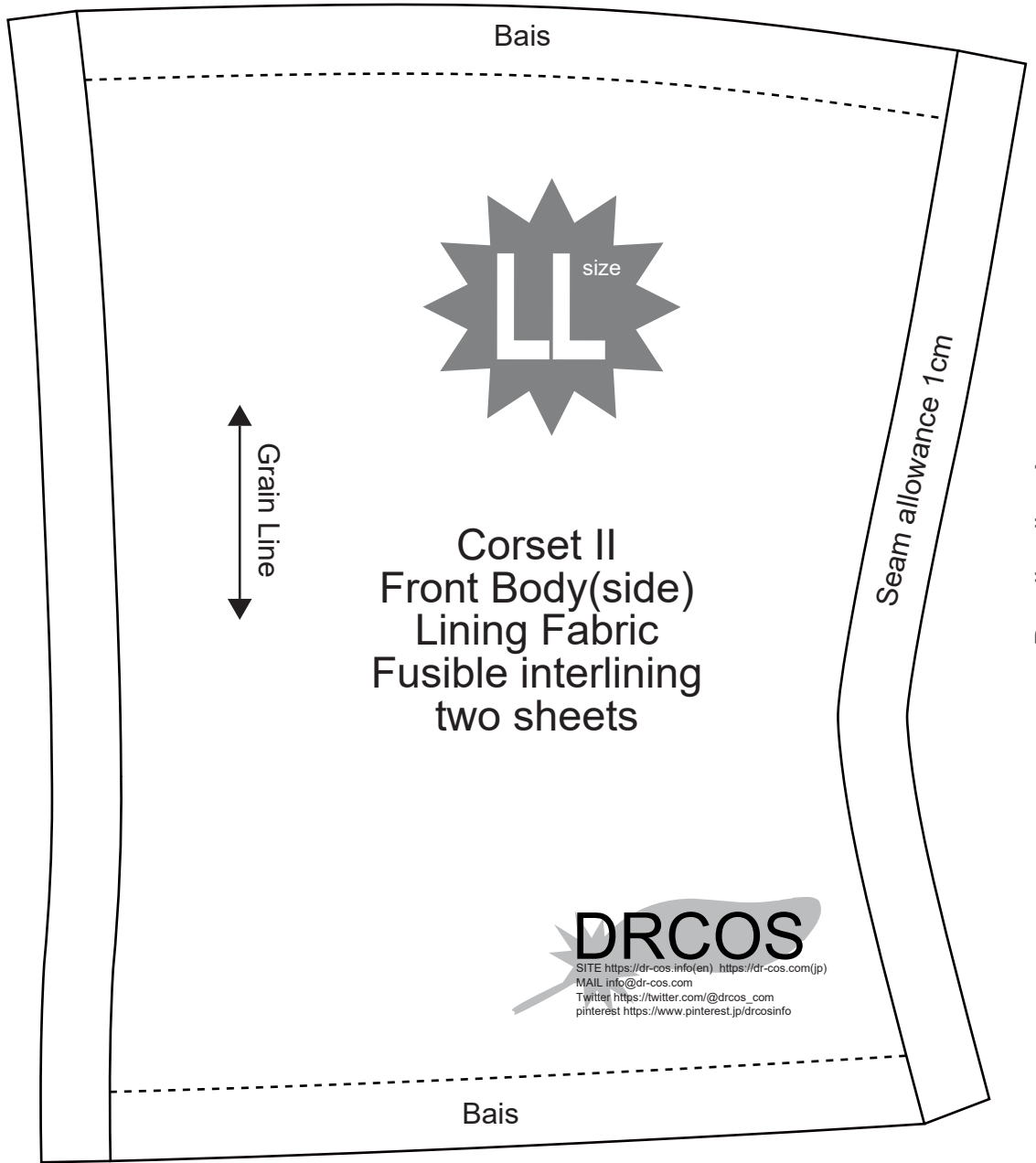





Corset II
Hard interfacing
two sheets



Bais



Grain Line

Corset II
Front Body(side)
Lining Fabric
Fusible interlining
two sheets

Seam allowance 1cm

Bonding line Aa

DRCOS

SITE <https://dr-cos.info/en> <https://dr-cos.com/jp>
MAIL info@dr-cos.com
Twitter https://twitter.com/drcos_com
pinterest <https://www.pinterest.jp/drcosinfo>

Bais

Bonding line AA

Bonding line Ab

Bais

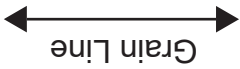
Caulked position



Hard interfacing position



Corset II
Front Body
Lining Fabric
Fusible interlining
two sheets



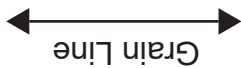
DRCOS
SITE: <https://fr-cos.info/en> | <https://fr-cos.com/fr>
MAIL: info@drcos.com
Twitter: <https://twitter.com/drcos.com>
Pinterest: <https://www.pinterest.jp/drcosinfo>

Seam allowance 1cm

Bonding line Aa

Bonding line Ab

Bais



Corset II
Back Body(side)
Lining Fabric
Fusible interlining
two sheets


DRCOS
SITE: <https://fr-cos.info/en> | <https://fr-cos.com/fr>
MAIL: info@drcos.com
Twitter: <https://twitter.com/drcos.com>
Pinterest: <https://www.pinterest.jp/drcosinfo>

Seam allowance 1cm

Bonding line BA

Bonding line Ab

Bonding line Ac



Bais

DRCOS
 SITE <https://dr-cos.info/en> <https://dr-cos.com/jp>
 MAIL info@dr-cos.com
 Twitter https://twitter.com/drcoos_com
 pinterest <https://www.pinterest.jp/drcoosinfo>



Corset II
 Back Body
 Lining Fabric
 Fusible interlining
 two sheets

Grain Line

Seam allowance 1cm

Bais



Please check here for the
 required fabric length images,
 cutting reference images,
 and the step-by-step sewing instructions.
<https://dr-cos.info/fp-corset2.html>

Bonding line CA