

[Home](#)

[Back to Chinashirt page](#)

Facing Line

DRCOS

SITE <http://dr-cos.info/en> <http://dr-cos.com/jp>
MAIL info@dr-cos.com
Twitter [@drcos_com](https://twitter.com/@drcos_com)
facebook <https://www.facebook.com/drcoscom>

Slit position

Bonding line Aa

Children's


size

4

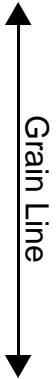
on line AA



on line AA



Chinashirt back body one sheets



Bonding line Ba

Seam allowance 1/2in.

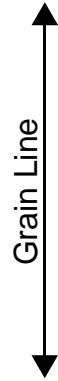
Bonding line AB

Children's

size 4

Chinashirt
Front body
one sheets

Baste



Seam allowance 1/2in.

Bonding line Aa

Bonding line Ab

Bonding line BA

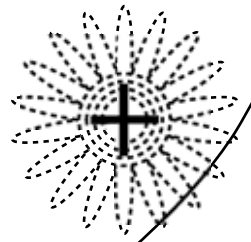
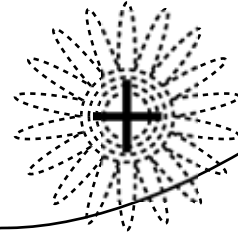
Bonding line BA

Bonding line Ba

DRCOS
 SITE [http://drcos.info\(en\)](http://drcos.info(en)) [\(fp\)](http://drcos.com(fp))
 MAIL info@drcos.com
 Twitter https://twitter.com/drcos_com
 Facebook <https://www.facebook.com/drcoscom>

Facing Line

Button position



Front

Bonding line Bb

C

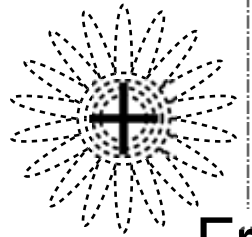
Bonding line BB

Bonding line Ab

DRCOS

SITE [http://dr-cos.info\(en\)](http://dr-cos.info(en)) [http://dr-cos.com\(jp\)](http://dr-cos.com(jp))
MAIL info@dr-cos.com
Twitter https://twitter.com/drcos_com
facebook <https://www.facebook.com/drcoscom>

Button position



Front
O

Bonding line A



snap position

Seam allowance 1/2in.



Bonding line CA

Bonding line CA

Grain Line



snap position

DRCOS

SITE [http://dr-cos.info\(en\)](http://dr-cos.info(en)) [http://dr-cos.com\(jp\)](http://dr-cos.com(jp))
MAIL info@dr-cos.com
Twitter https://twitter.com/@drcos_com
facebook <https://www.facebook.com/drcoscom>

Bonding line Bb

Bonding line Bb

Seam allowance 1/2in.

size

4

Children's

Chinashirt
sleeve
two sheets

Back

Grain Line

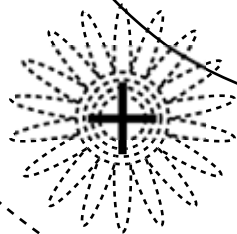
Seam allowance 1/2in.

Bonding line CB

5
n.jp
com

on

Bonding line A



**Chinashirt
Front body right
one sheets**

DRCOS
 SITE <http://dr-cos.info/en/> <http://dr-cos.com/jp/>
 MAIL info@dr-cos.com
 Twitter [@drcos_com](https://twitter.com/@drcos_com)
 facebook <https://www.facebook.com/drcos.com>

size **4**

Seam allowance 1/2in.

Chinashirt facing Right front one sheets
Fusible interlining one sheets

Grain Line

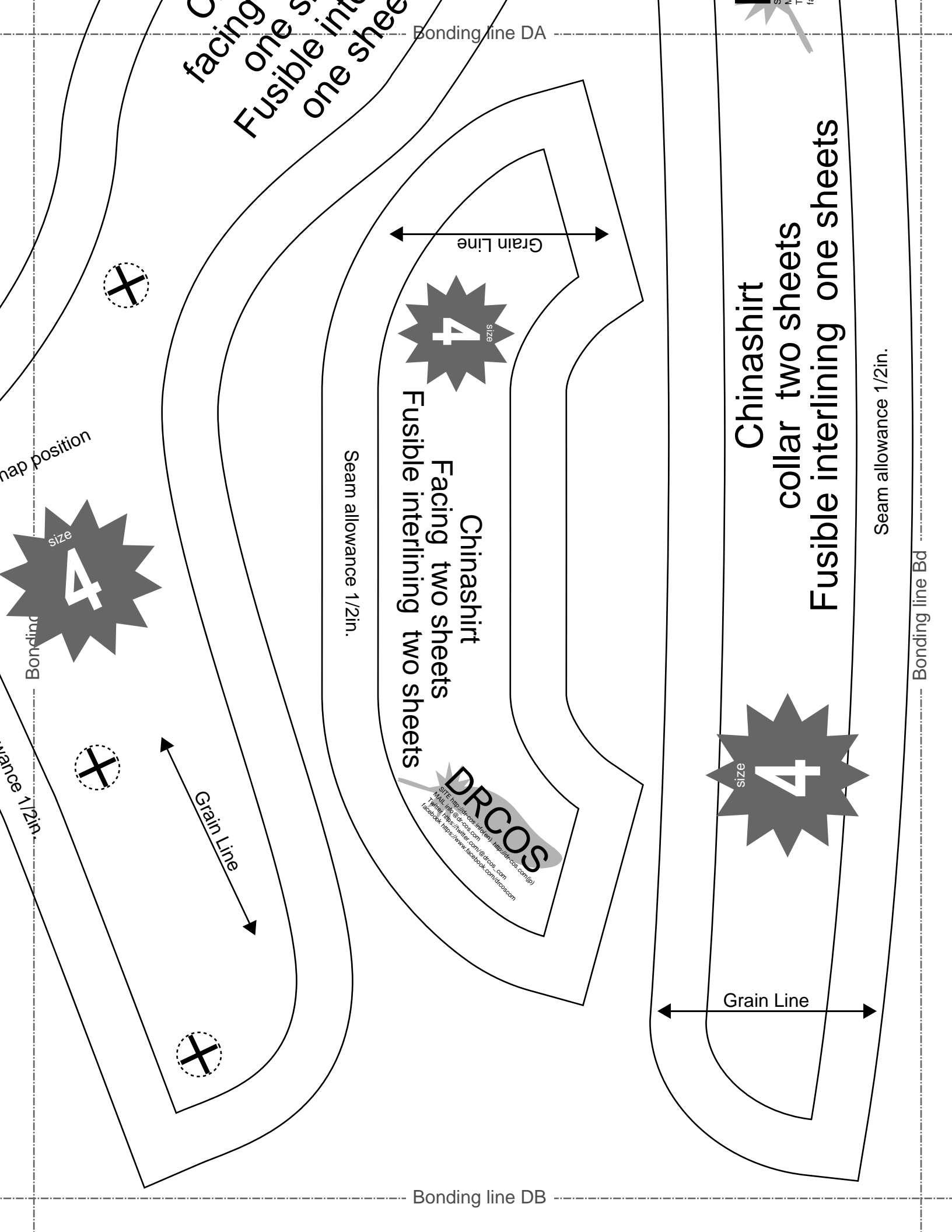
DRCOS
 SITE <http://dr-cos.info/en/> <http://dr-cos.com/jp/>
 MAIL info@dr-cos.com
 Twitter [@drcos_com](https://twitter.com/@drcos_com)
 facebook <https://www.facebook.com/drcos.com>

Chinashirt facing Left front one sheets
Fusible interlining one sheets

DRCOS
 SITE <http://dr-cos.info/en/> <http://dr-cos.com/jp/>
 MAIL info@dr-cos.com
 Twitter [@drcos_com](https://twitter.com/@drcos_com)
 facebook <https://www.facebook.com/drcos.com>

Bonding line Ad

Bonding line DA




Facing one sheet
Fusible interlining one sheet

Bonding line DA



Grain Line

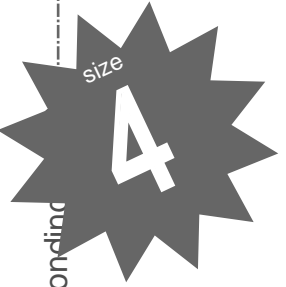


Chinashirt Facing two sheets
Fusible interlining two sheets

Seam allowance 1/2in.

DRCOS
www.drcos.com
info@drcos.com
www.facebook.com/drcos.com

Nap position




Bonding



Grain Line

Seam allowance 1/2in.



Grain Line

Chinashirt collar two sheets
Fusible interlining one sheet

Seam allowance 1/2in.

Bonding line Bd

Bonding line DB