

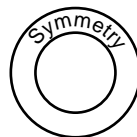
[Home](#)

[Back to Camisole page](#)

Bais

Bonding line Aa

LADIES'  size



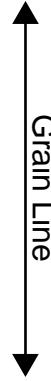
Camisole
Body below (for both front and rear)
two sheets

Bonding line AA



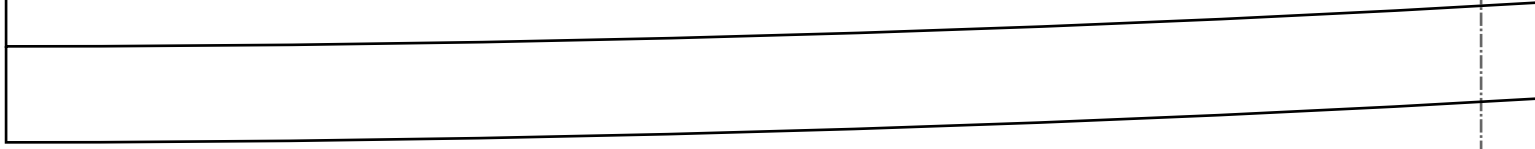
Dead blow (for both front and rear two sheets)

Bonding line AA



Bonding line Ba

Bonding line AB

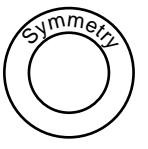


Bonding line Aa

Bonding line Ab

Dart

Can
From
one



DRCOS

SITE [http://dr-cos.info\(en\)](http://dr-cos.info(en)) [http://dr-cos.com\(jp\)](http://dr-cos.com(jp))
MAIL info@dr-cos.com
Twitter [@drcos_com](https://twitter.com/@drcos_com)
facebook <https://www.facebook.com/drcoscom>

Bonding line BA

rear)



gar)

Bonding line BA

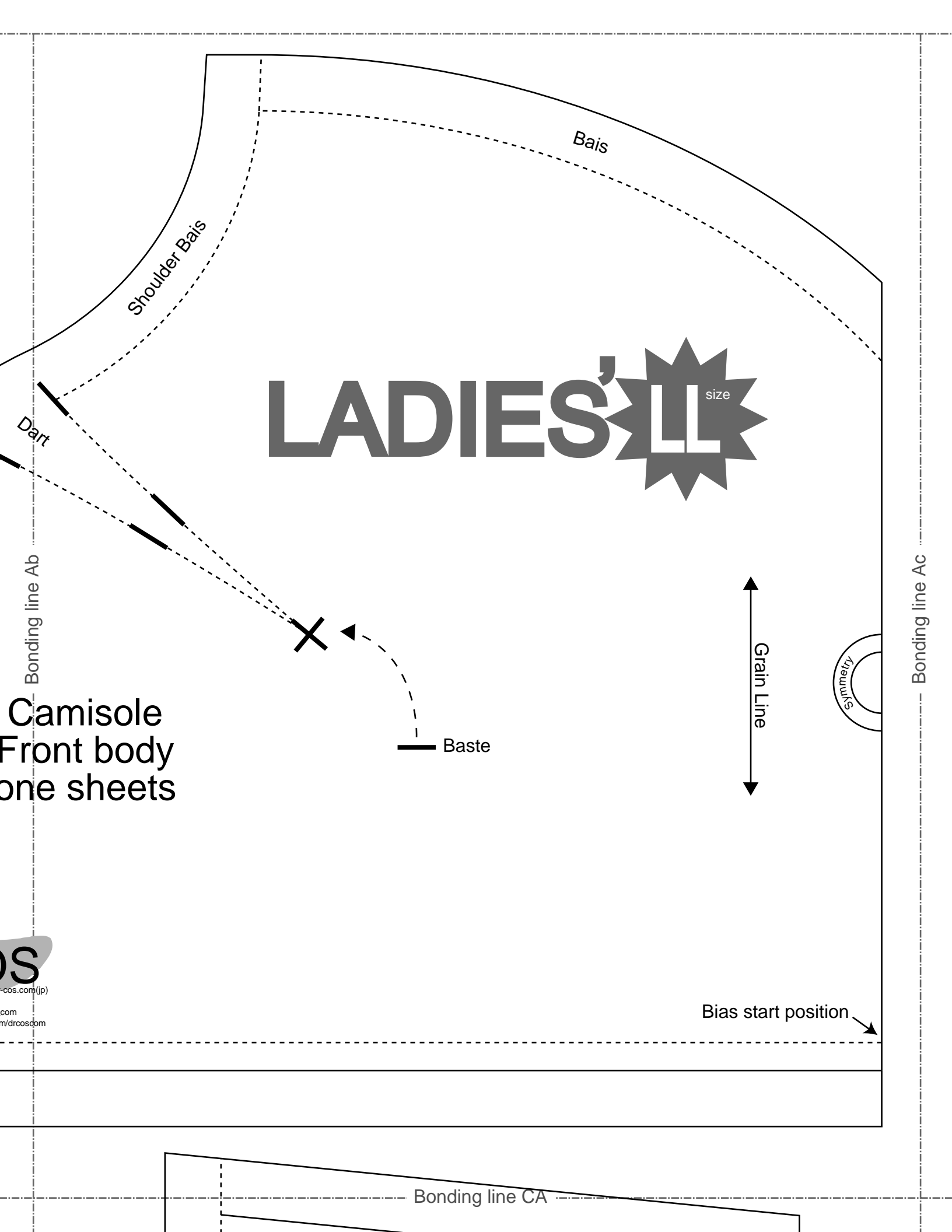
Bonding line Ba

Bonding line Bb

DRCOS

SITE <http://dr-cos.info/en> <http://dr-cos.com/jp>
MAIL info@dr-cos.com
Twitter https://twitter.com/drcos_com
facebook <https://www.facebook.com/drcoscom>

Bonding line BB



Shoulder Bais

Bais

LADIES' **LL** size

Dart

Bonding line Ab

Bonding line Ac

Camisole
Front body
one sheets

Grain Line



Baste

Bias start position

Bonding line CA

OS
-cos.com(jp)
com
m/drooscom

Bonding line Bb


Bonding line CA

Shoulder Bais strap position

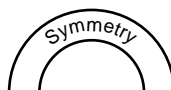
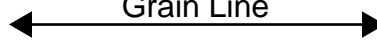
Bais

LADIES' ^{size} L

Camisole
Back body
one sheets



Grain Line



Bonding line CB



SITE <http://dr-cos.info/en> <http://dr-cos.com.jp>
MAIL info@dr-cos.com
Twitter [@drcos_com](https://twitter.com/@drcos_com)
facebook <https://www.facebook.com/drcoscom>

Bais

Seam allowance 1/2in.

Bonding line Bc