

[Home](#)
[Back to Tophat page](#)

Tophat
Brim
interlacing (heavy weight)
two sheets



Bonding line Aa

Bonding line AA

Bonding line AA

Top
op hat
g (heavy weight)
sheets

Bonding line

com
m/drcos.com

SC

Bonding line AB

DRCOS

SITE <http://dr-cos.com>
MAIL info@dr-cos.com
Twitter [@drcos_com](https://twitter.com/@drcos_com)
facebook <https://www.facebook.com/drcos.com>

Bonding line AB

match marks



Bonding line Ca

Seam allowance 1/2in.



**Tophat
Brim
two sheets**

Bais

Bonding line AC

Bonding line Aa

Bonding line Ab



Bonding line BA

Bonding line BA

Bonding line Bb

Bonding line BB



Topn Top
interfacing(heavy
two she

Bonding line Ba

DRCOS
SITE <http://dr-cos.com>
MAIL info@dr-cos.com
Twitter <https://twitter.com/dr-cos.com>
facebook <https://www.facebook.com/drcoscom>

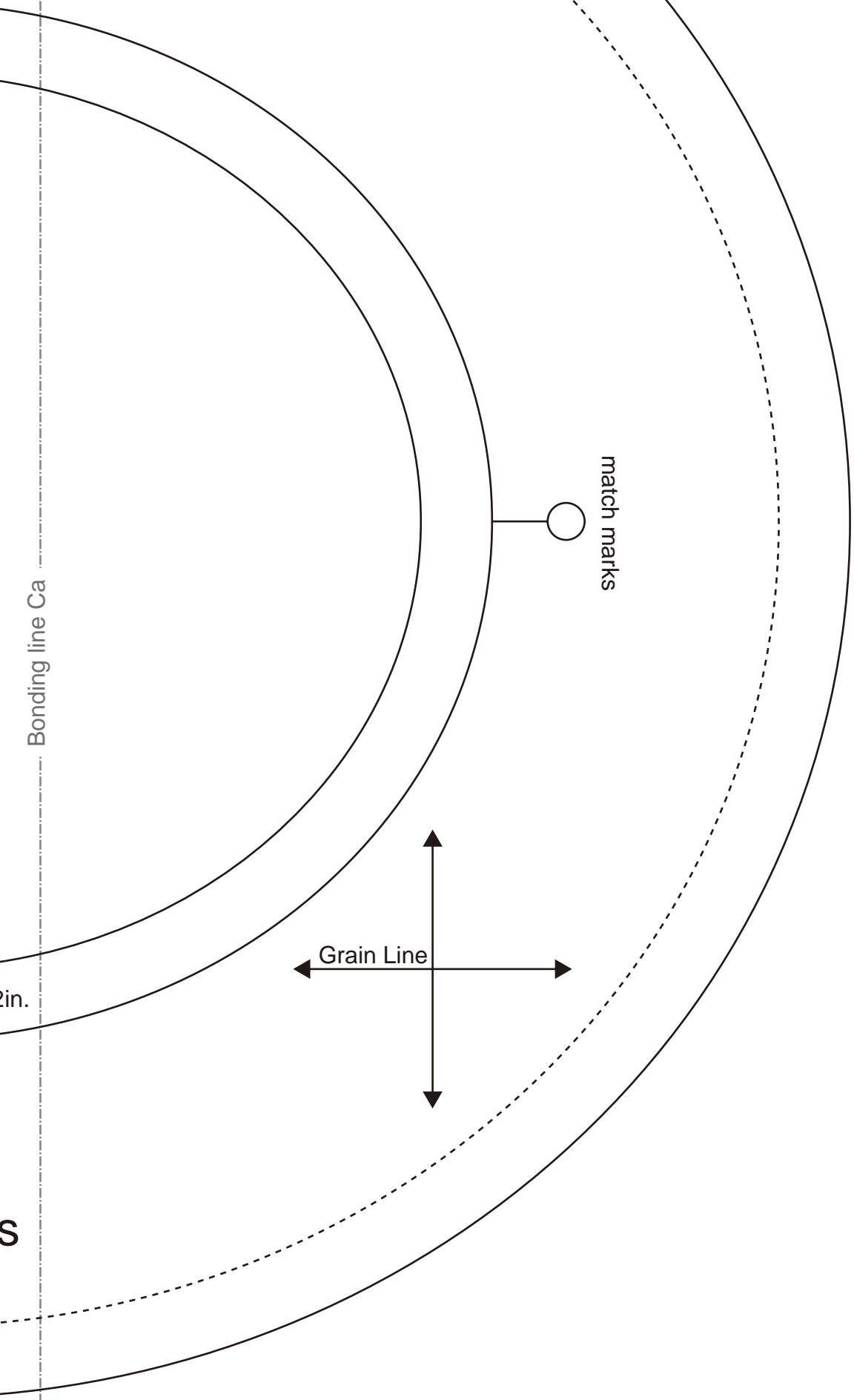
S

om
/drcoscom

S

om
/drcoscom

Bonding line BB



Bonding line Ca

match marks

Grain Line

2in.

Bonding line Cb

S

Bonding line BC

Bonding line Ab

Bonding line Ac

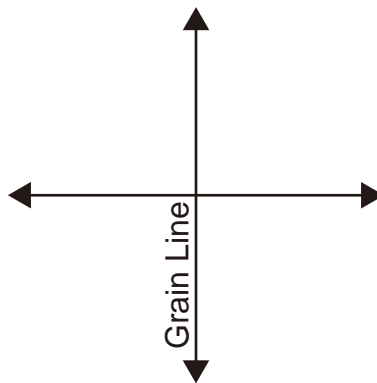
Bonding line CA



Tophat
Side
one sheets



**Tophat
 Top
 one sheets**



match marks

match marks

Seam allowance 1/2in.

Bonding line Ac

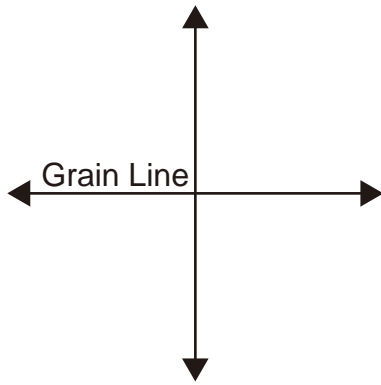
Bonding line Ad



Tophat
Side
interfacing (heavy weight)
one sheets

Bonding line DA

match marks



match marks

How to make

Sorry if I have
in English. You

1. iron on the
 2. "side" is s
 3. "top" and
 4. "brim" is s
- The surface
5. two "brims"
 6. In a "brim"
 7. "side" "br

Bonding line DB

Bonding line Cc

Bonding line Cd

Bonding line DC

DRCOS

SITE <http://dr-cos.com>

MAIL info@dr-cos.com

Twitter https://twitter.com/@drcos_com

facebook <https://www.facebook.com/drcoscom>

Bonding line Ad

Bonding line EA



to make

Why if I haven't made myself understood (well)
in English. You know I'm poor at English.

On the interfacing (heavy weight) to "top" "side" "brim"
"side" is sewn up and loop
"top" and "side" sew pieces
"brim" is sewn up and loop
The surface and the back are the same.
The "brims" are sewn up by a dotted line.
On a "brim", bias (A wire is put in.)
The "side" "brim" is sewn up.

Seam allowance 1/2in.