

[Home](#)  
[Back to Tophat page](#)



**Tophat  
Side  
one sheets**

Bonding line Aa

Bonding line AA

match marks

Bonding line AA

match marks



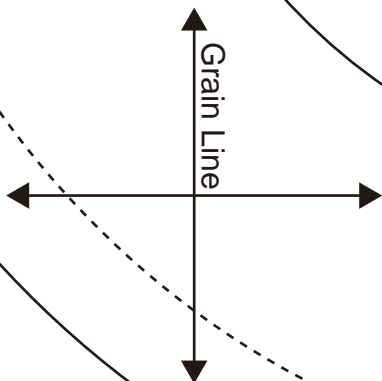
Seam allowance 1/2in.

**Tophat  
Brim**  
two sheets

Bais

Bonding line Ba

Grain Line

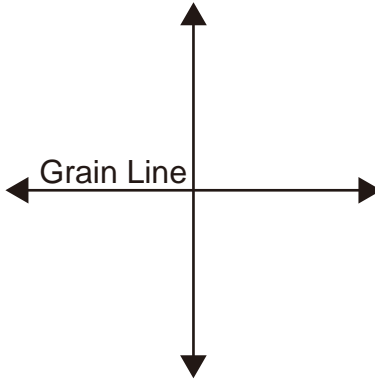


match marks



Bonding line AB

match marks



match marks



How to make

Sorry if I have  
in English. You

- 1.iron on the i
- 2."side" is sew
- 3."top" and "si
- 4."brim" is sev
- The surface a
- 5.two "brims"
- 6.In a "brim", b
7. "side" "brim

Bonding line Aa

Bonding line Aa

Bonding line BA

Bonding line BA

size  
6 1/4  
19.6in.

**Tophat  
Brim**  
interfacing(heavy weight)  
**two sheets**

Bonding line Bb

Bonding line Ba

**DRCOS**  
SITE <http://dr-cos.com>  
MAIL [info@dr-cos.com](mailto:info@dr-cos.com)  
Twitter [@drcos\\_com](https://twitter.com/@drcos_com)  
facebook <https://www.facebook.com/drcoscom>

match marks

size  
6 1/4  
19.6in.

**DRCOS**  
SITE <http://dr-cos.com>  
MAIL [info@dr-cos.com](mailto:info@dr-cos.com)  
Twitter [@drcos\\_com](https://twitter.com/@drcos_com)  
facebook <https://www.facebook.com/drcoscom>

Bonding line BB

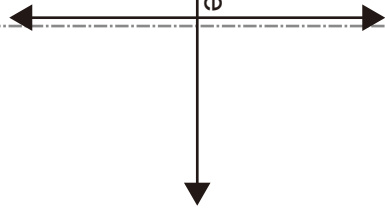
Grain Line

Seam allowance

**one**  
**T**

Bonding line Ca

allowance 1/2in.



Bonding line BB

**Tophat  
Top**  
one sheets

dr-cos.com  
https://www.facebook.com/drcoscom

**DRCOS**

match marks

**DRCOS**

SITE <http://dr-cos.com>  
MAIL [info@dr-cos.com](mailto:info@dr-cos.com)  
Twitter [https://twitter.com/drcos\\_com](https://twitter.com/drcos_com)  
facebook <https://www.facebook.com/drcoscom>

Bonding line Cb

size  
**6 1/4**  
**19.6in.**

**Tophat  
Top**  
interfacing(heavy weight)  
**two sheets**

Bonding line BC

# DRCOS

SITE <http://dr-cos.com>  
MAIL [info@dr-cos.com](mailto:info@dr-cos.com)  
Twitter [@drcos\\_com](https://twitter.com/@drcos_com)  
facebook <https://www.facebook.com/drcoscom>

to make

if I haven't made myself understood (well)  
English. You know I'm poor at English.

on the interfacing (heavy weight) to "top" "side" "brim"  
"top" is sew up and loop  
"side" and "side" sew pieces  
"brim" is sew up and loop  
"top" surface and the back are same.  
"brims" are sewn up by a dotted line.  
"brim", bias (A wire is put in.)  
"side" "brim" is sewn up.

Bonding line Ac

Bonding line Ac

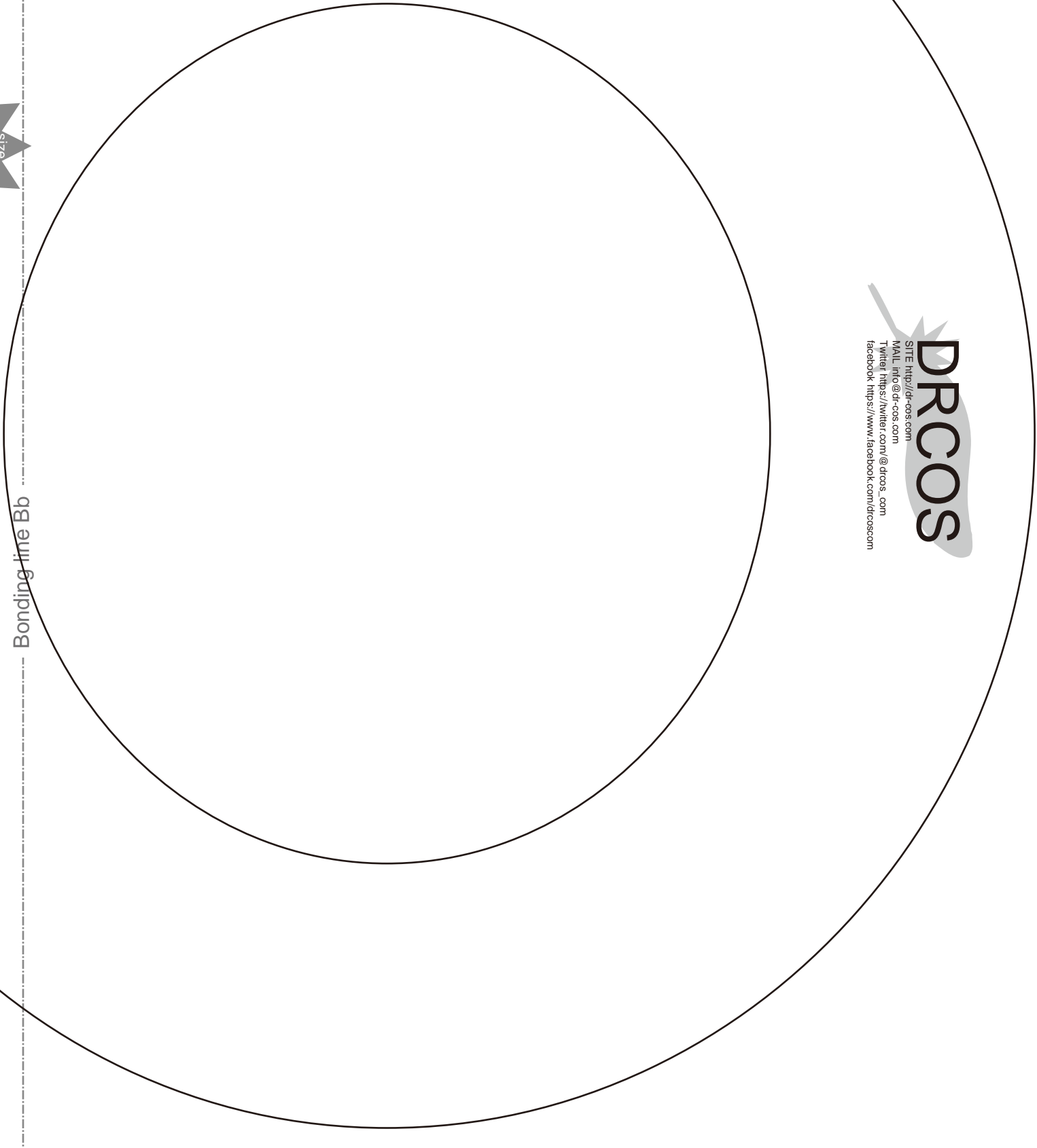
Seam allowance 1/2in.

Bonding line CA

Bonding line CA



Bonding line Bb



**DRCOS**  
SITE <http://drcos.com>  
MAIL [info@drcos.com](mailto:info@drcos.com)  
Twitter [https://twitter.com/drcos\\_com](https://twitter.com/drcos_com)  
facebook <https://www.facebook.com/drcoscom>

Bonding line Bc

Bonding line CB

Bonding line Ac

Bonding line Ad

one sha  
interfacing(heavy  
Side  
Toph



Bonding line DA





Side  
Sheet  
(heavy weight)  
sheets

Bonding line Bc

Bonding line Bd

Bonding line DB