

[Home](#)

[Back to Tophat page](#)




**Tophat
Side
one sheets**

Bonding line Aa

Bonding line AA

Bonding line AA



Bonding line Ba

Bonding line AB



Bonding line AB

DRCOS

SITE <http://dr-cos.com>
MAIL info@dr-cos.com
Twitter https://twitter.com/drcos_com
facebook <https://www.facebook.com/drcoscom>

match marks



Bonding line Ca

Seam allowance 1/2in.

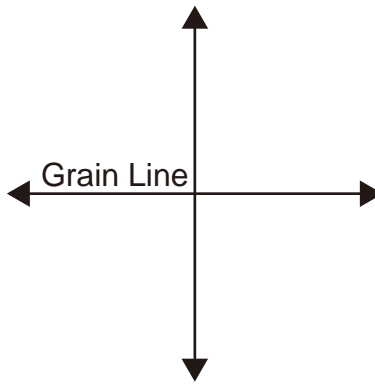


Tophat Brim two sheets

Bais

Bonding line AC

match marks



match marks

How to make

Sorry if I haven't explained it in English. You can find the instructions in the video.

1. iron on the inside
 2. "side" is sewn to the "side"
 3. "top" and "side" are sewn together
 4. "brim" is sewn to the "side"
- The surface is ironed on the inside.
5. two "brims" are sewn together
 6. In a "brim", the "side" is sewn to the "brim"
 7. "side" "brim"

Bonding line BA



Tophat Side

interfacing(heavy weight)

one sheets

Bonding line Ba

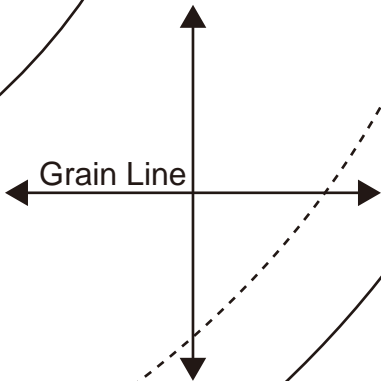
Bonding line Bb

Bonding line BB

Bonding line BB

Bonding line Ca

match marks



Bonding line Cb

size
6 1/2
20.4in

Bonding line BC

DRCOS

SITE <http://dr-cos.com>

MAIL info@dr-cos.com

Twitter https://twitter.com/drcos_com

facebook <https://www.facebook.com/drcoscom>

to make

If I haven't made myself understood (well)
I wish. You know I'm poor at English.

on the interfacing (heavy weight) to "top" "side" "brim"

" is sew up and loop

and "side" sew pieces

" is sew up and loop

surface and the back are same.

"brims" are sewn up by a dotted line.

"brim", bias (A wire is put in.)

"e" "brim" is sewn up.

Seam allowance 1/2in.



Bonding line CB

DRCOS

SITE <http://dr-cos.com>
MAIL info@dr-cos.com
Twitter https://twitter.com/@drcos_com
facebook <https://www.facebook.com/drcoscom>

Bonding line Cb

Bonding line Cc

size

6 1/2
20.4in.

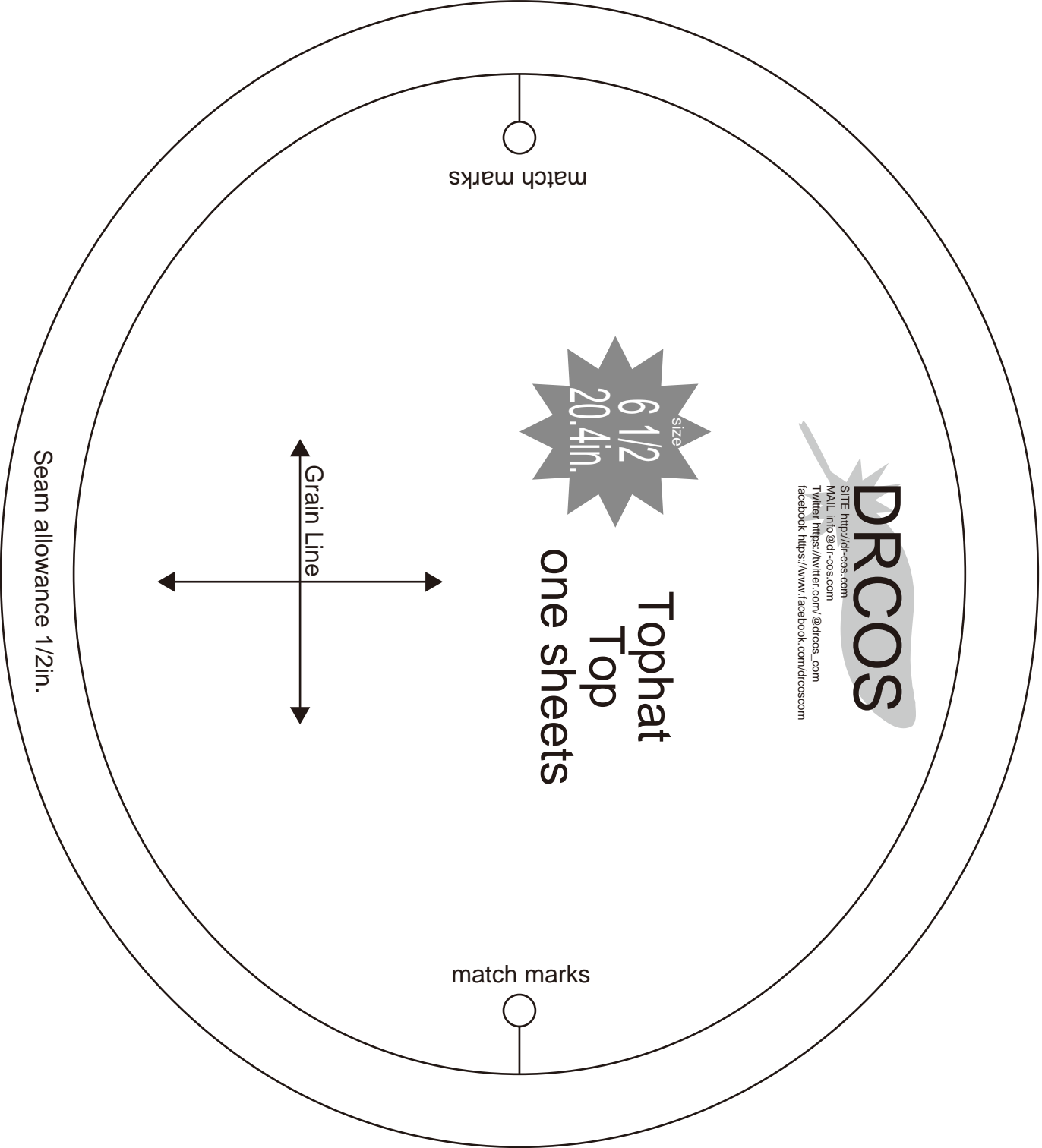
**Tophat
Brim**

interfacing(heavy weight)
two sheets

Bonding line CC

Bonding line Ac

Bonding line Ad



Bonding line DA



DRCCOS
 SITE <http://drccos.com>
 MAIL info@drccos.com
 Twitter <https://twitter.com/drccos>
 facebook <https://www.facebook.com/drccos.com>

**Tophat
 Top**
 interfacing (heavy weight)
two sheets

size
6 1/2"
20.4in.