

Bonding line AA

DRCOS

SITE <http://dr-cos.info/en> <http://dr-cos.com/jp>
MAIL info@dr-cos.com
Twitter https://twitter.com/@drcos_com
facebook <https://www.facebook.com/drcoscom>

LADIES'

Bonding line Ba

DRCOS

SITE <http://dr-cos.info/en> <http://dr-cos.com/jp>
MAIL info@dr-cos.com
Twitter https://twitter.com/@drcos_com
facebook <https://www.facebook.com/drcoscom>

Bonding line AB

Bonding line AB

Bonding line Ca

LADIES'

Stand Collar Blouse
front body
two sheets

Bonding line AC

Bonding line AC

Seam allowance 1/2in.



Bonding line Da

Bonding line AD

LADIES' size

Bonding line Ab

Stand Collar Blouse

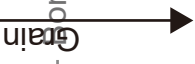


back body
one sheets



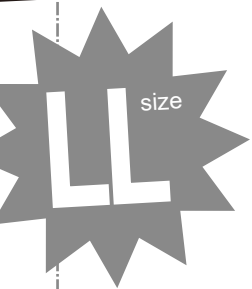
Bonding line BA

Bonding line Aa



Bonding line BA

Seam allowance 1/2in.



Stand Collar Blouse
collar
two sheets
Fusible interlining
one sheets

Grain Line

Seam allowance 1/2in.

Bonding line Ba

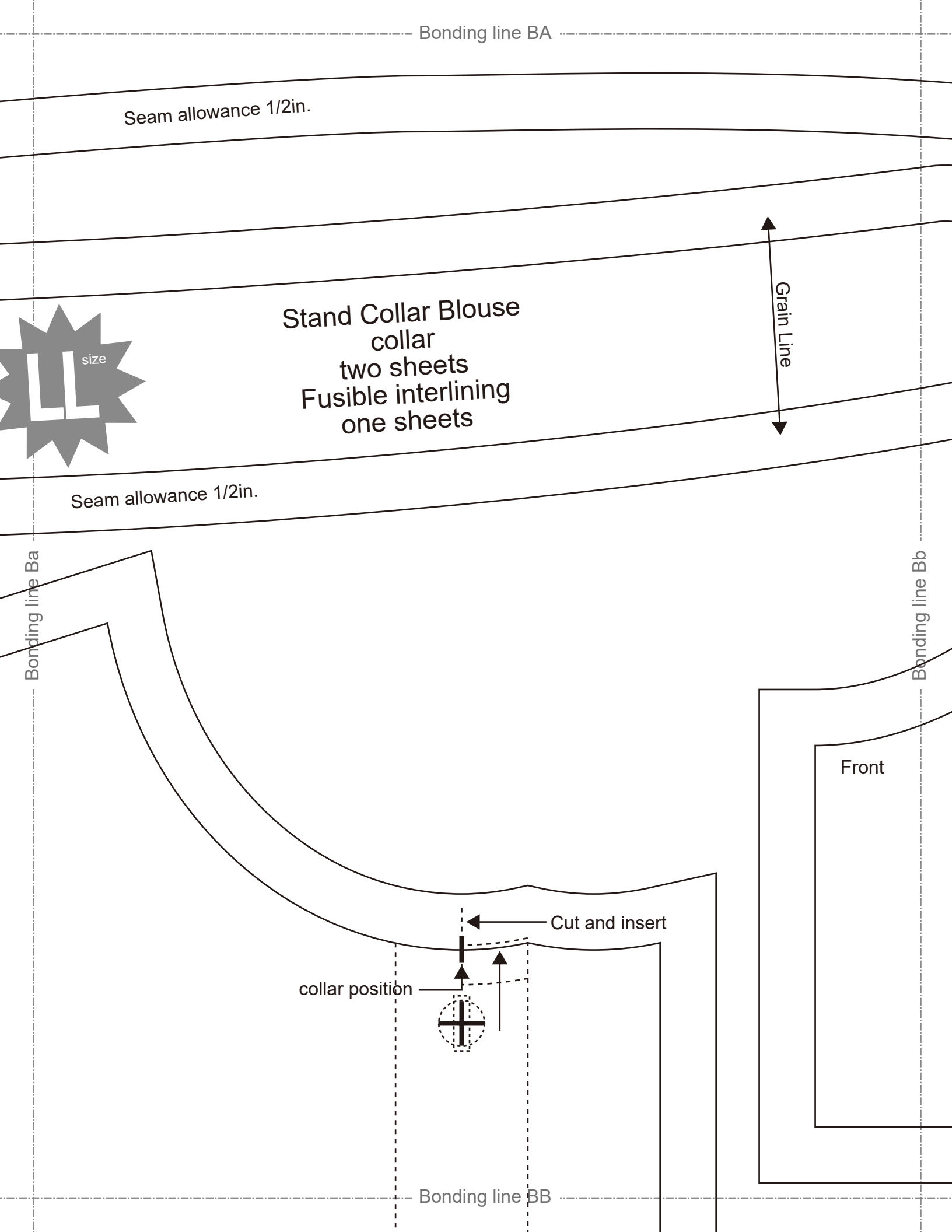
Bonding line Bb

Front

Cut and insert

collar position

Bonding line BB



Bonding line BB



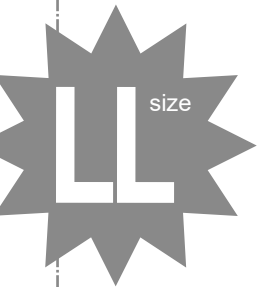
Bonding line BC



Bonding line Ca

 Baste

Bonding line Cb



use

Bonding line Da

Bonding line BC



Bonding line Db

Bonding line BD



Bonding line Ab

size

Bonding line Ac

Bonding line CA

Bonding line CA

DRCOS

SITE [http://dr-cos.info\(en\)](http://dr-cos.info(en)) [http://dr-cos.com\(jp\)](http://dr-cos.com(jp))

MAIL info@dr-cos.com

Twitter https://twitter.com/drcos_com

facebook <https://www.facebook.com/drooscom>

Bonding line Bb

Bonding line Bc

LADIE



Stand Collar
sleeve
two sh

Seam allowance 1/2in.

Bonding line CB

Bonding line Ac



Bonding line DA

Bonding line Ad

Bonding line DA



Collar Blouse
 sleeve
 2 sheets

Back

Bonding line Bd

2in.

Bonding line DB