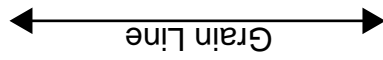


[Home](#)  
[Back to Shawl Collar Blouse2 page](#)



Seam allowance 1/2in.

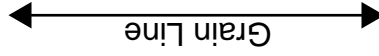
Seam allowance 1/2in.

Bonding line Aa

Bonding line AA

Bonding line AA

Two sheets



Grain Line

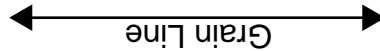
Button position



Bonding line Ba

**DRCOS**

SITE <http://dr-cos.info/en> <http://dr-cos.com/jp>  
MAIL [info@dr-cos.com](mailto:info@dr-cos.com)  
Twitter [https://twitter.com/@drcos\\_com](https://twitter.com/@drcos_com)  
facebook <https://www.facebook.com/drcoscom>



Grain Line

Fa

Seam all

Bonding line AB

# Children's **8**

Size

Shawl collar blouse 2  
Back Body  
one sheets



Bonding line Aa

Bonding line BA

Ch

# Children's

size **8**

Shawl collar blouse2

Front Body

Two sheets

Bonding line BA

Bonding line Ba

Bonding line Bb

Facing Line

Collar position

Baste



size **8**

## Shawl collar blouse2

Facing two sheets

Fusible interlining two sheets

seam allowance 1/2in.


Bonding line BB

**DRCOS**  
SITE <http://drcos.info/en> | <http://drcos.com/jp>  
MAIL [info@drcos.com](mailto:info@drcos.com)  
Twitter [https://twitter.com/drcos\\_cpa](https://twitter.com/drcos_cpa)  
facebook <https://www.facebook.com/drcos.com/jp>

Facing Line

Seam allowance 1/2in.

Shawl collar blouse2  
Facing two sheets  
Fusible interlining two sheets



Grain Line

**DRCOS**  
SITE <http://drcos.info/en> | <http://drcos.com/jp>  
MAIL [info@drcos.com](mailto:info@drcos.com)  
Twitter [https://twitter.com/drcos\\_cpa](https://twitter.com/drcos_cpa)  
facebook <https://www.facebook.com/drcos.com/jp>

Front

Bonding line Ac

Bonding line CA

**DRCOS**

Facing

Bonding line Bb

size

Bonding line CA

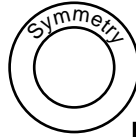
Bonding line CB

Bonding line Bc

**Ch**

**DRCOS**

SITE [http://dr-cos.info\(en\)](http://dr-cos.info(en)) [http://dr-cos.com\(jp\)](http://dr-cos.com(jp))  
MAIL [info@dr-cos.com](mailto:info@dr-cos.com)  
Twitter [@drcos\\_com](https://twitter.com/@drcos_com)  
facebook <https://www.facebook.com/drcoscom>



Shawl collar blouse2  
Collar  
one sheets  
Fusible interlining  
one sheets

Grain Line



Seam allowance 1/2in.

Cut

**DRCOS**

SITE [http://dr-cos.info\(en\)](http://dr-cos.info(en)) [http://dr-cos.com\(jp\)](http://dr-cos.com(jp))  
MAIL [info@dr-cos.com](mailto:info@dr-cos.com)  
Twitter [@drcos\\_com](https://twitter.com/@drcos_com)  
facebook <https://www.facebook.com/drcoscom>

Back


Bonding line DA

Bonding line Ac

Bonding line Ad

Bonding line DA

# Children's



Shawl collar blouse2  
Sleeve  
two sheets

Bonding line Bc




Bonding line Bd

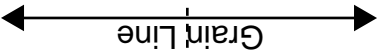
Seam allowance 1/2in.

Bonding line DB





**Shawl collar blouse2**  
**Cuffs**  
 two sheets  
 Fusible interlining  
 two sheets



Seam allowance 1/2in.

**DRCOS**  
 SITE <http://dr-cos.info/en/> [http://dr-cos.com\(ip\)](http://dr-cos.com/ip/)  
 MAIL [info@dr-cos.com](mailto:info@dr-cos.com)  
 Twitter <https://twitter.com/dr-cos.com/>  
 facebook <https://www.facebook.com/drcos.com/>