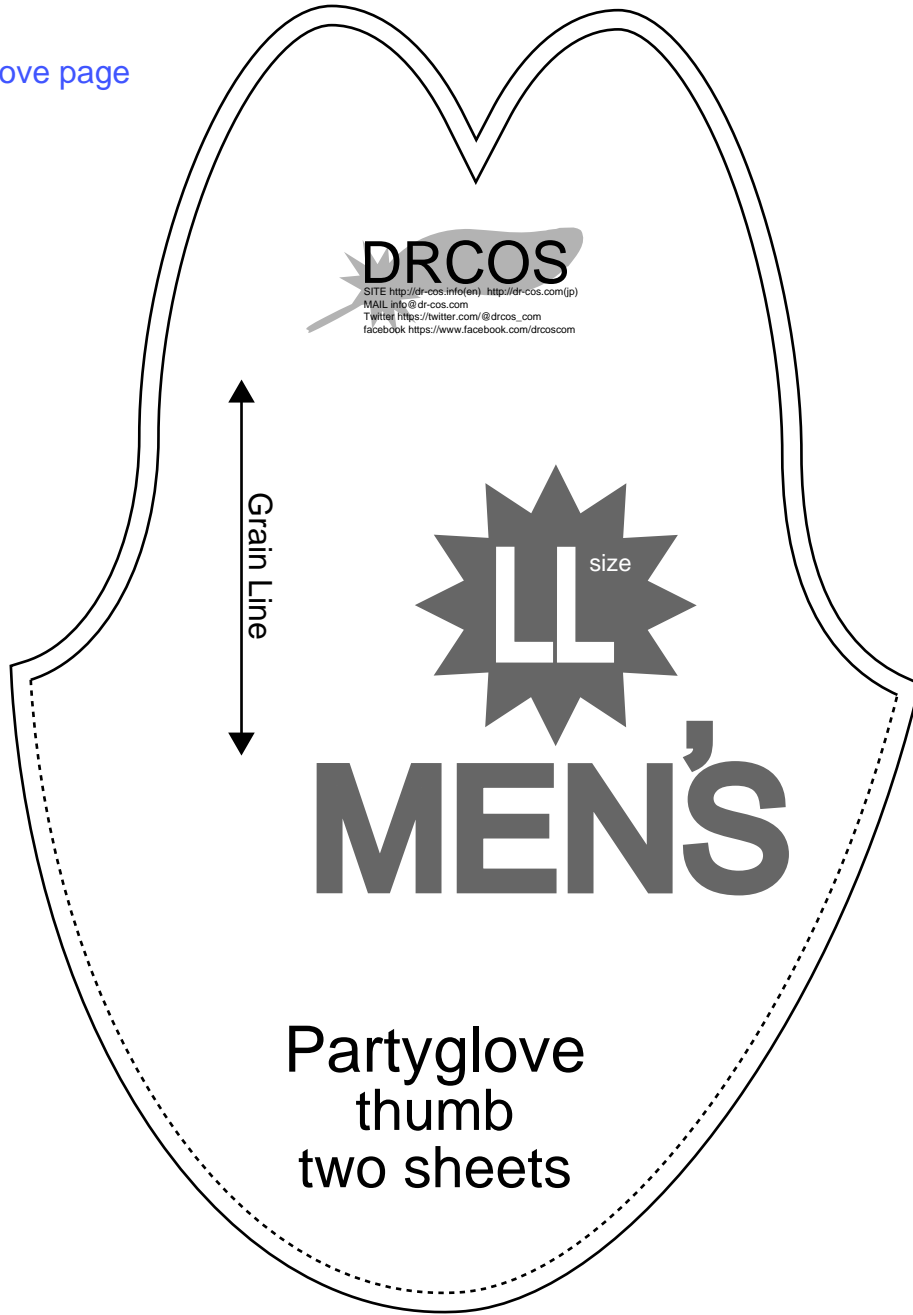


[Home](#)
[Back to Partyglove page](#)



DRCOS
SITE <http://dr-cos.info/en> <http://dr-cos.com.jp>
MAIL info@dr-cos.com
Twitter https://twitter.com/dr-cos_com
facebook <https://www.facebook.com/drcoscom>


Grain Line

LL size

MEN'S

Partyglove
thumb
two sheets

Bonding line Aa

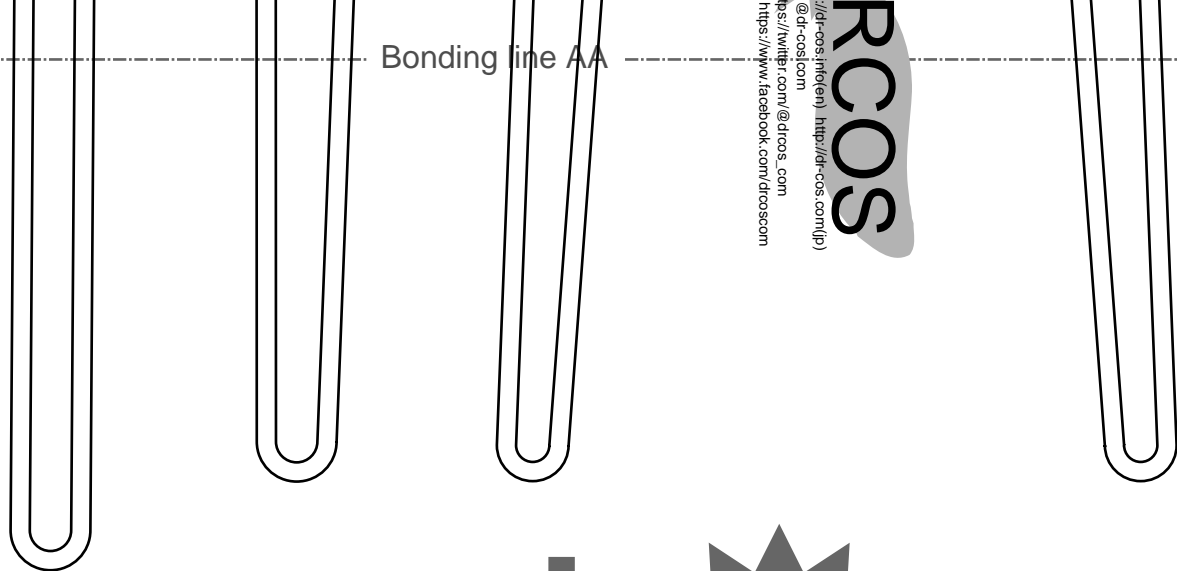


DRC
SITE <http://dr-cos.info/en>
MAIL info@dr-cos.com
Twitter https://twitter.com/dr-cos_com
facebook <https://www.facebook.com/drcoscom>

Bonding line AA

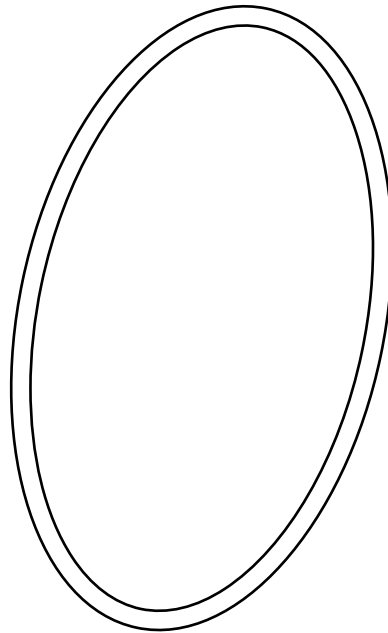
Bonding line AA

RCOS
/dr-cos/info/en/ http://dr-cos.com/jp/
@dr-cos.com
https://twitter.com/dr-cos
https://www.facebook.com/dr-cos.com



MEN'S **LL** size

Partyglove
base
two sheets



How to make(Japanese page)

Bonding line Ba

3fold

Seam allowance 1/2in.

Bonding line AB

Bonding line Aa

Bonding line BA

Bonding line Ab

MEN'S  SIZE


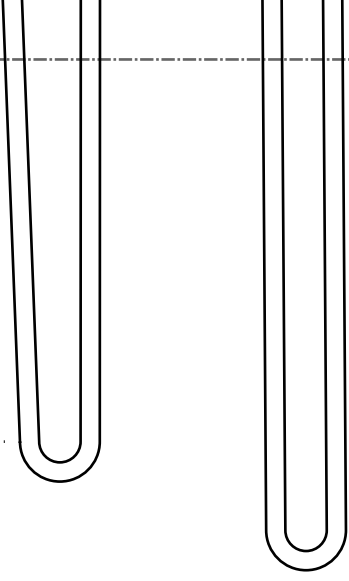
first finger - secondfinger
secondfinger - third finger

four sheets

MEN'S  SIZE

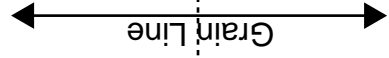
third finger - fourth finger two sheets

Bonding line Ba



Seam allowance 1/10in.

Bonding line BA



Partyglove
fur
two sheets



SITE <http://dr-cos.info/en> <http://dr-cos.com/jp>
MAIL info@dr-cos.com
Twitter <https://twitter.com/@drcos>
facebook <https://www.facebook.com/drcoscom>

Bonding line BB

Bonding line Bb