

# Children's 4

size  
Bonding line Aa

Neck Band Blouse2  
Front Body  
Two sheets

Seam allowance 1/2in.

Grain Line

**DRCOS**  
SITE <http://dr-cos.info/en> <http://dr-cos.com/jp>  
MAIL [info@dr-cos.com](mailto:info@dr-cos.com)  
Twitter [https://twitter.com/@drcos\\_com](https://twitter.com/@drcos_com)  
facebook <https://www.facebook.com/drcoscom>

Button position



**DRCOS**

SITE <http://dr-cos.info/en> <http://dr-cos.com/jp>  
MAIL [info@dr-cos.com](mailto:info@dr-cos.com)  
Twitter [https://twitter.com/@drcos\\_com](https://twitter.com/@drcos_com)  
facebook <https://www.facebook.com/drcoscom>

Grain Line

Bonding line AA

Bonding line AA

Facing Line

**DRCOS**

SITE [http://dr-cos.info\(en\)](http://dr-cos.info(en)) [http://dr-cos.com\(jp\)](http://dr-cos.com(jp))  
MAIL [info@dr-cos.com](mailto:info@dr-cos.com)  
Twitter [https://twitter.com/drcos\\_com](https://twitter.com/drcos_com)  
facebook <https://www.facebook.com/drcoscom>

Bonding line Ba

Children's

size

4

Neck Band Blouse2

Bonding line AA

Back Body



# Neck Band Blouse2

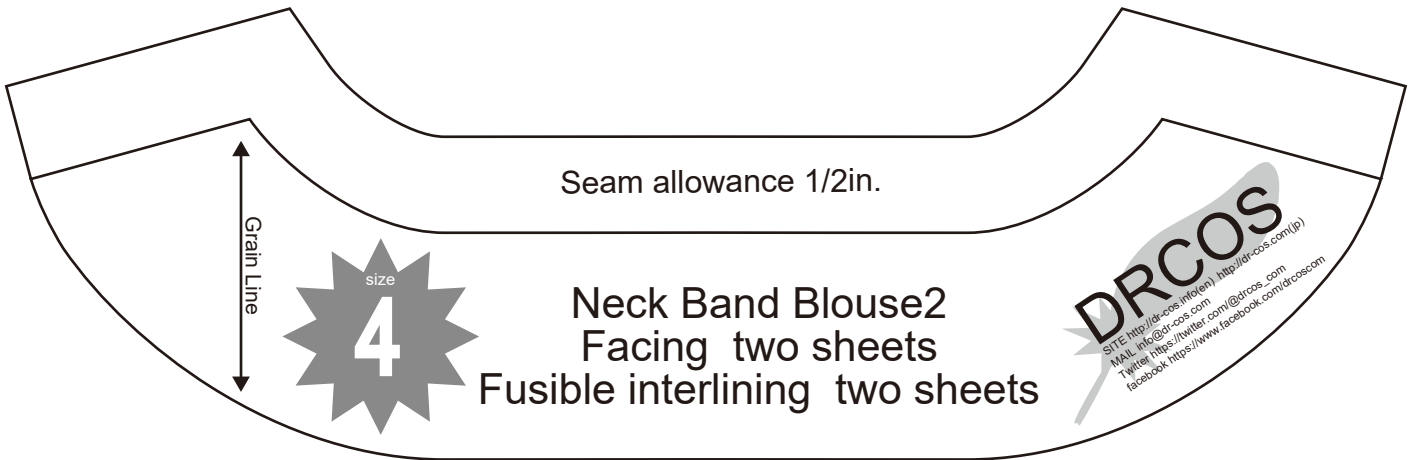
## Back Body

one sheets



Seam allowance 1/2in.

Bonding line Ca



Seam allowance 1/2in.

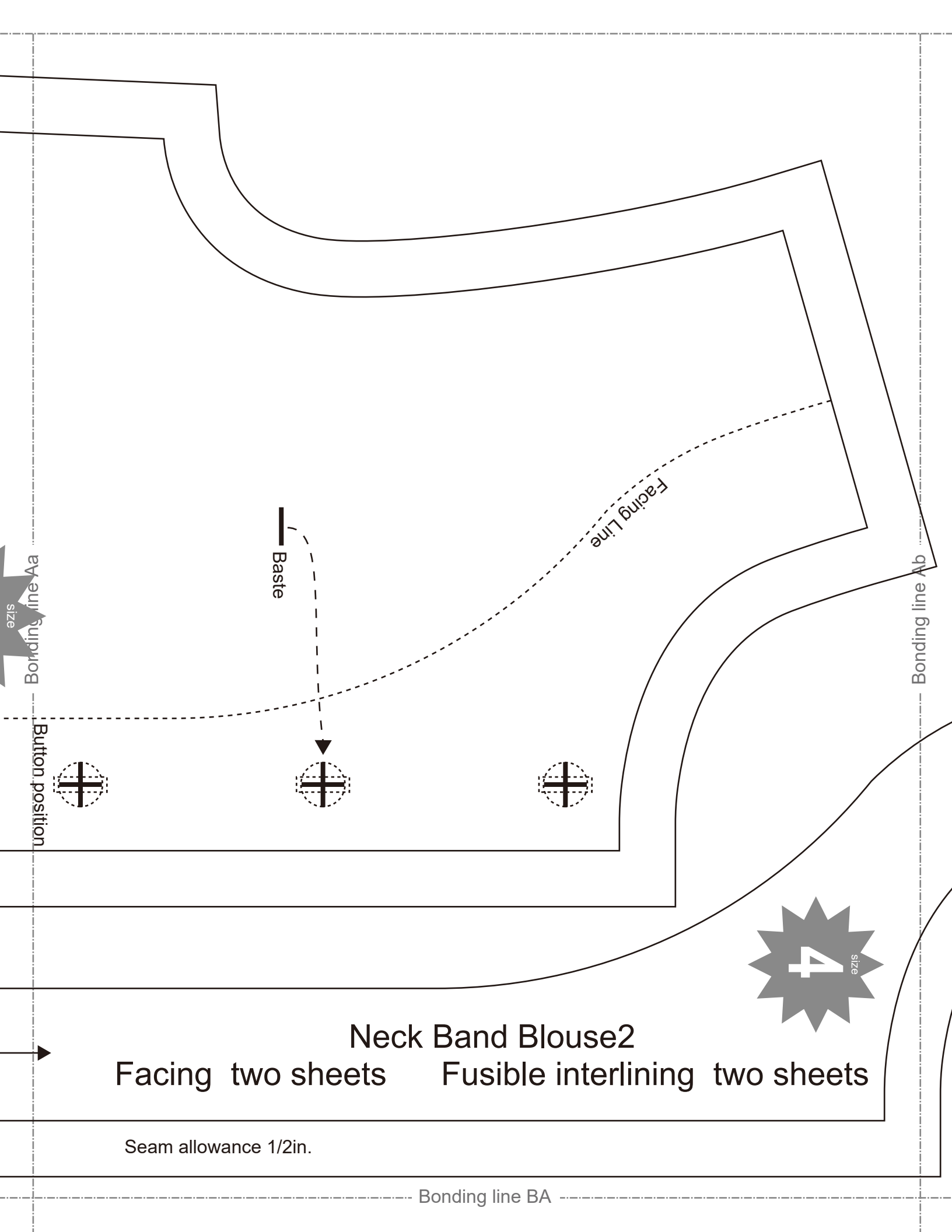
Grain Line



Neck Band Blouse2  
Facing two sheets  
Fusible interlining two sheets

**DRCOS**  
SITE <http://drc-os.info/en> <http://drcos.com/p>  
MAIL [info@drc-os.com](mailto:info@drc-os.com)  
Twitter <https://twitter.com/drcos>  
facebook <https://www.facebook.com/drcoscom>

Bonding line AC




size  
Bonding line Aa

Baste

Facing Line

Bonding line Ab

Button position



# Neck Band Blouse2

Facing two sheets      Fusible interlining two sheets

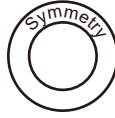
Seam allowance 1/2in.

Bonding line BA

**DRCOS**

SITE <http://dr-cos.info/en> <http://dr-cos.com/jp>  
MAIL [info@dr-cos.com](mailto:info@dr-cos.com)  
Twitter [@drcos\\_com](https://twitter.com/@drcos_com)  
facebook <https://www.facebook.com/drcoscom>

Neck Band Blouse2  
Collar  
one sheets  
Fusible interlining  
one sheets



Grain Line



Seam allowance 1/2in.

Cut

Button position



Collar position



Grain Line

Seam allowance 1/2in.

**DRCOS**

SITE <http://dr-cos.info/en> <http://dr-cos.com/jp>  
MAIL [info@dr-cos.com](mailto:info@dr-cos.com)  
Twitter [@drcos\\_com](https://twitter.com/@drcos_com)  
facebook <https://www.facebook.com/drcoscom>



Neck Band Blouse2  
Neck Band  
one sheets  
Fusible interlining  
one sheets



Bonding line Ab

Bonding line Ac

Bonding line CA

Bonding line Bb

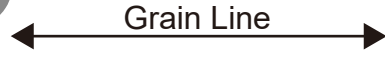
Bonding line CA

**DRCOS**

SITE <http://dr-cos.info/en>, <http://dr-cos.com/ip>  
MAIL [info@dr-cos.com](mailto:info@dr-cos.com)  
Twitter [https://twitter.com/dr-cos\\_com](https://twitter.com/dr-cos_com)  
facebook <https://www.facebook.com/drcoscom>



# Children's



Neck Band Blouse2  
Sleeve  
two sheets

Front

Back

Seam allowance 1/2in.

Bonding line CB

Bonding line Bc