

[Home](#)

[Back to Highneckvest page](#)



Grain Line

A horizontal double-headed arrow with the text "Grain Line" centered above it, indicating the direction of the fabric's grain.

Bonding line Aa

Seam allowance 1/2

Bonding line AA

Bonding line AA

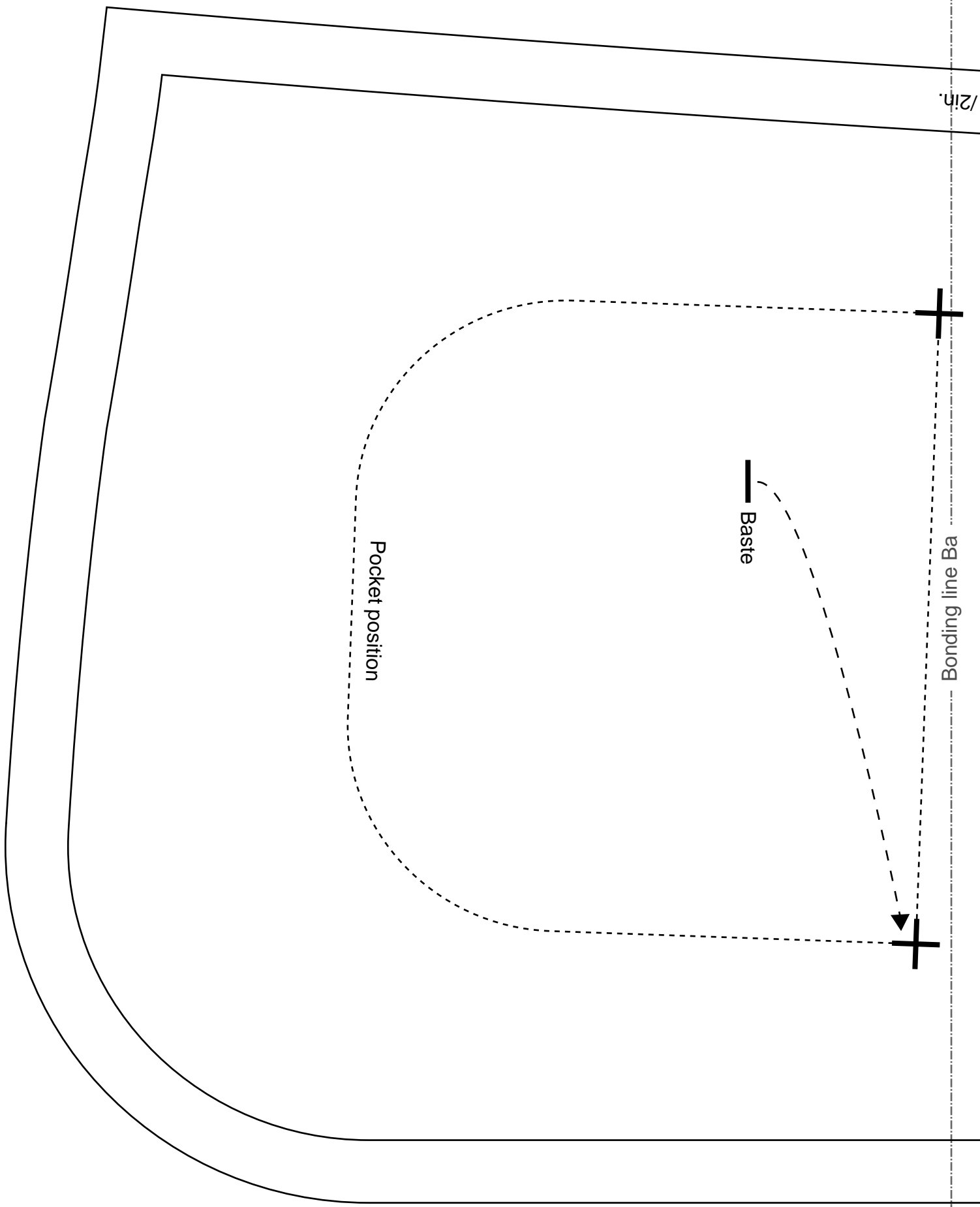
1/2 in.

Bonding line Ba

Bonding line AB

Baste


Pocket position



Bonding line Aa

Bonding line Ab

# Children's <sup>size</sup> 10


**Highneckvest**  
**Back Body**  
**one sheets**



ance 1/2in.

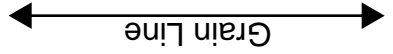
Bonding line BA



Bonding line Bb

# Children's <sup>Size</sup> 10

Highneckvest  
Front Body  
two sheets



Seam allowance 1/2in.

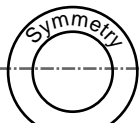
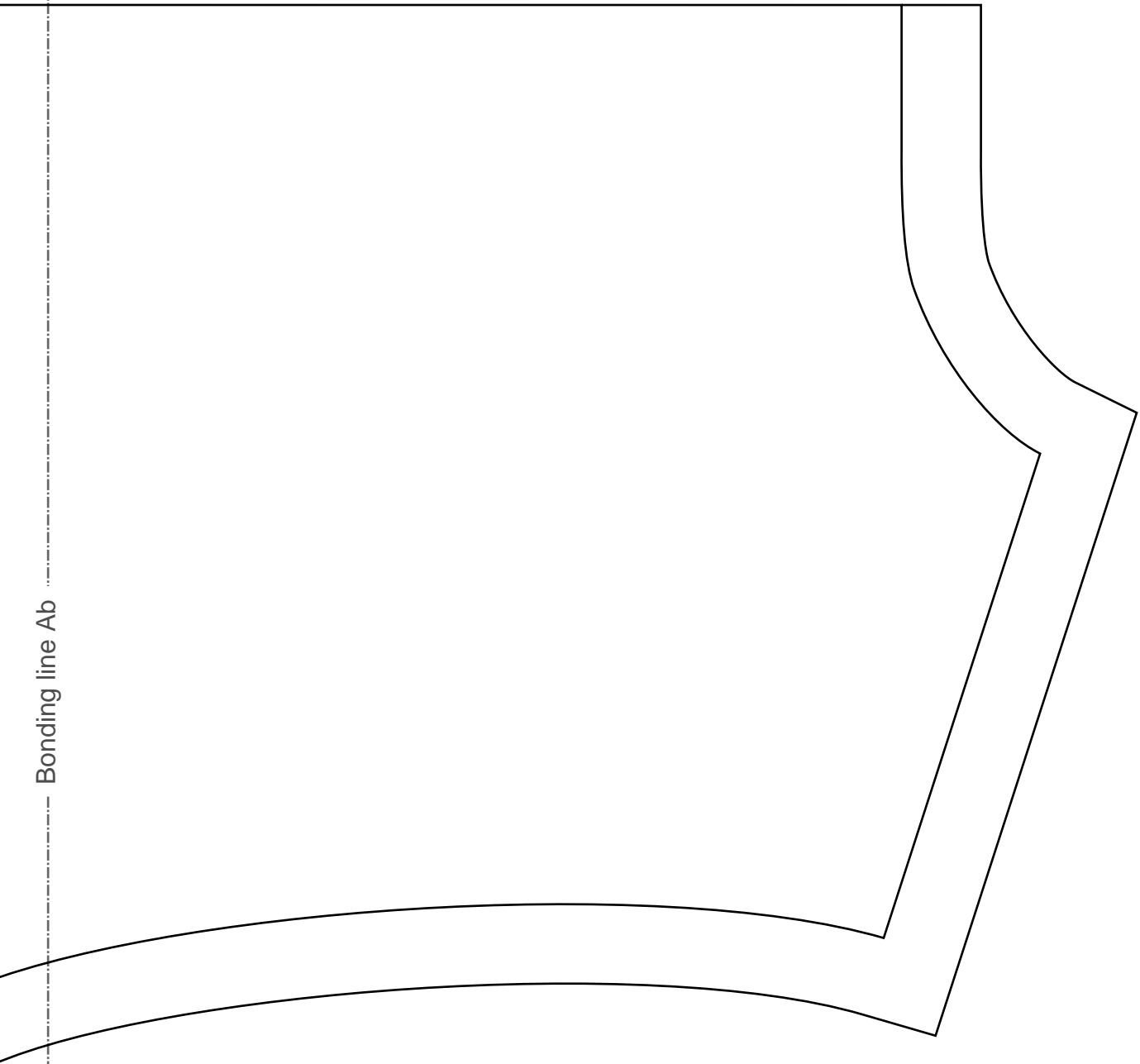
Bonding line BA

Bonding line Ba

Bonding line BB

Bonding line Ab

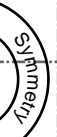
Bonding line Ac



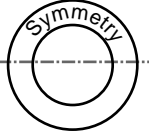
Highneckvest  
Collar  
one sheets  
Fusible interlining

Bonding line CA





Grain Line  
↓



Collar  
one sheets  
Fusible interlining  
one sheets

Bonding line CA



Bonding line Bb

Bonding line Bc

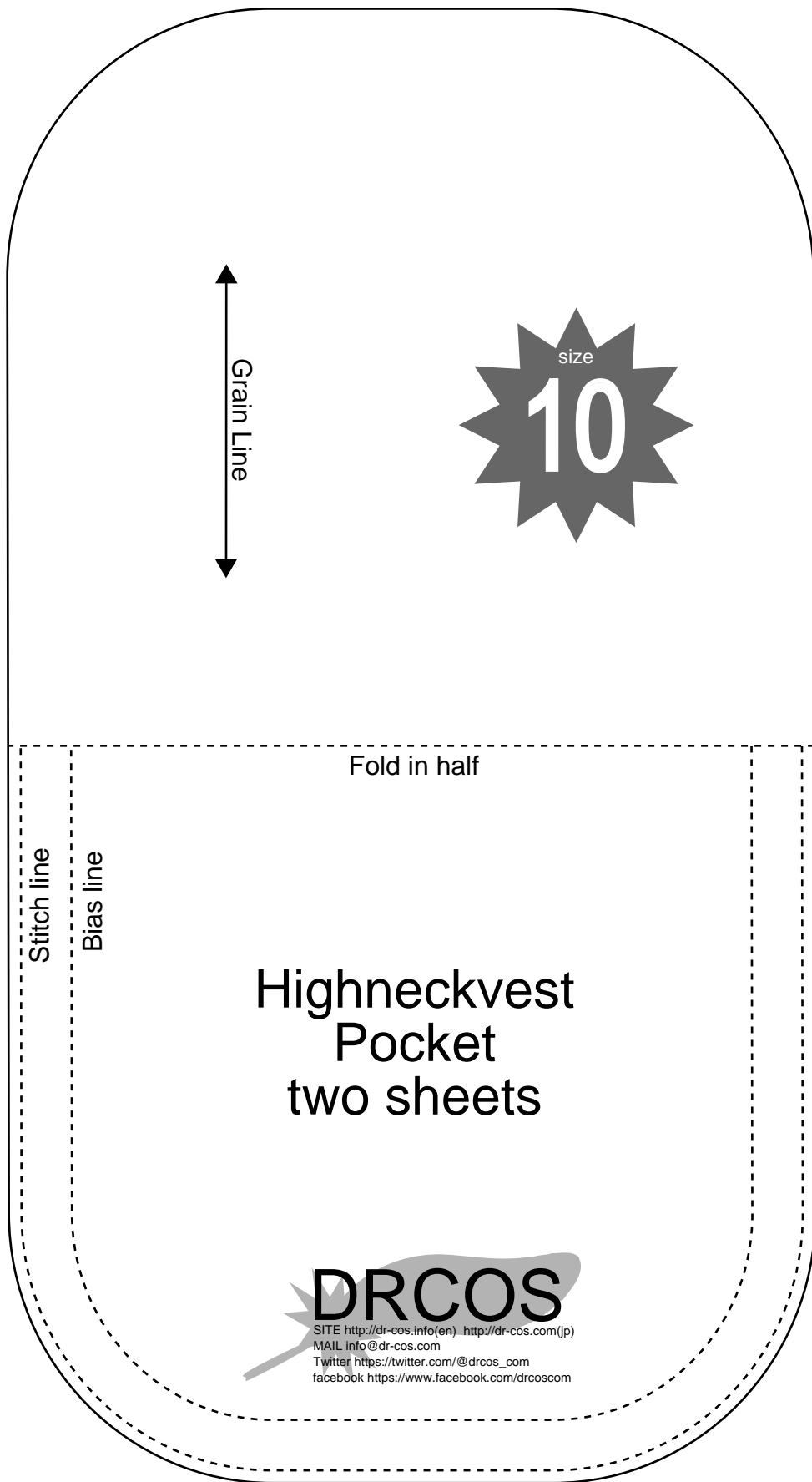


SITE <http://dr-cos.info/en> <http://dr-cos.com/jp>  
MAIL [info@dr-cos.com](mailto:info@dr-cos.com)  
TWITTER [@drcos\\_com](https://twitter.com/@drcos_com)  
FACEBOOK <https://www.facebook.com/drcoscom>

Bonding line CB

Bonding line Ac

Bonding line Ad



Grain Line



Fold in half

Stitch line

Bias line

# Highneckvest Pocket two sheets

**DRCOS**

SITE [http://dr-cos.info\(en\)](http://dr-cos.info(en)) [http://dr-cos.com\(jp\)](http://dr-cos.com(jp))  
MAIL [info@dr-cos.com](mailto:info@dr-cos.com)  
Twitter [@drcos\\_com](https://twitter.com/@drcos_com)  
facebook <https://www.facebook.com/drcoscom>

Bonding line DA