

[Home](#)

[Back to Gathered frill camisole page](#)

Sea

Gathered frill 4th piece

Gathered frill 3th piece

Gathered frill 2th piece

Gathered frill 1th piece

Chil

Bonding line Aa



Grain Line

Gat

Trifold

Bonding line AA

Seam allowance 1/2in.

children's  size 4

Bonding line Aa

Bonding line Ab

Gathered frill camisole
Body
two sheets

DR

SITE <http://dr-cos.com>
MAIL info@dr-cos.com
Twitter <https://twitter.com/dr-cos>
facebook <https://www.facebook.com/dr-cos>

Bonding line BA

Bonding line Ab

DRCOS

SITE <http://dr-cos.info/en> <http://dr-cos.com/jp>
MAIL info@dr-cos.com
Twitter https://twitter.com/@drcos_com
facebook <https://www.facebook.com/drcoscom>

Gathered frill camisole
Shoulder-strap
two sheets



Grain Line

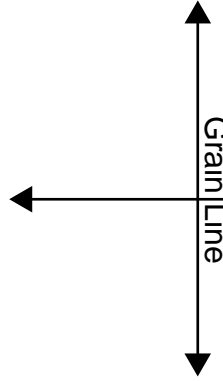


Baste

DRCOS

SITE <http://dr-cos.info/en> <http://dr-cos.com/jp>
MAIL info@dr-cos.com
Twitter https://twitter.com/@drcos_com
facebook <https://www.facebook.com/drcoscom>

Grain Line

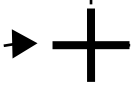


Bonding line Ac

Bonding line CA

When using

Shoulder strap position



Gathered frill camisole
Band
two sheets

Children

Seam allowance 1/2in.

Bonding line Ac

Bonding line Ad

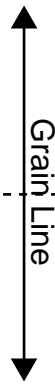
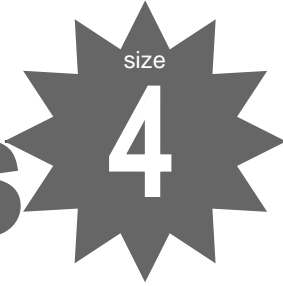
Gathered frill camisole
Frill
eight sheets

Bonding line DA

When using a bra strap, a loop is sewn



Children's



Seam allowance 1/2in.

Gathered sewing

Children's



Trifold

Bonding line EA

Bonding line Ad

Bonding line Ae

ole

Bonding line Ae



DRCOS
SITE <http://dr-cos.info/en> <http://dr-cos.com/jp>
MAIL info@dr-cos.com
Twitter [@drcos_com](https://twitter.com/@drcos_com)
facebook <https://www.facebook.com/drcoscom>

Bonding line FA