

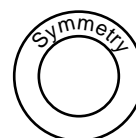
[Home](#)

[Back to Camisole page](#)

Bais

Bonding line Aa

LADIES' size



Camisole

Bonding line AA

Body below (for both front and back)

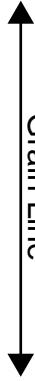




Camisole

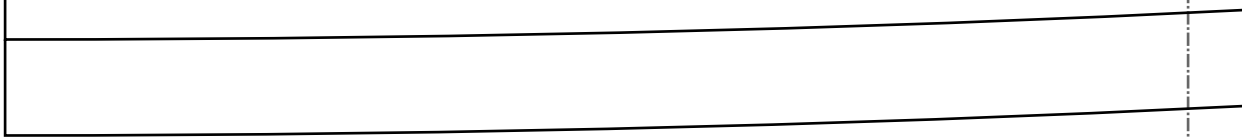
Body below (for both front and two sheets)

Bonding line AA




Bonding line Ba

Bonding line AB



Bonding line Aa



t and rear)

Bonding line BA

Bais

Bonding line Ab

Bais

t and rear)

Bonding line BA

Bonding line Ba

Bonding line Bb

DRCOS

SITE [http://dr-cos.info\(en\)](http://dr-cos.info(en)) [http://dr-cos.com\(jp\)](http://dr-cos.com(jp))

MAIL info@dr-cos.com

Twitter https://twitter.com/@drcos_com

facebook <https://www.facebook.com/drcoscom>

Bonding line BB

LADIES'S M

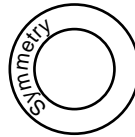
size

Grain Line

Bias start position

Baste

Camisole
Front body
one sheets



DRCOS

SITE <http://drcos.info/en> <http://drcos.com/jp>
MAIL info@drcos.com
Twitter https://twitter.com/drcos_com
facebook <https://www.facebook.com/drcoscom>

Bonding line Ab

Shoulder Baste

Dart

Bonding line CA

Bonding line Ac

Bonding line CA

Bonding line Bc

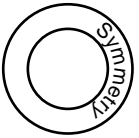
Shoulder Bais strap position

Bais

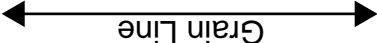
LADIES'S M

size

Camisole
Back body
one sheets



Grain Line



Bais

Seam allowance 1/2in.

DRCOS

SITE <http://dr-cos.info/en> | <http://dr-cos.com/jp>
MAIL info@dr-cos.com
Twitter https://twitter.com/drcos_com
facebook <https://www.facebook.com/drcoscom>

Bonding line CB

Bonding line Bb